

Eagle River Fire Protection District

Eagle County, Colorado

Annual Comprehensive Financial Report

For the Year Ended December 31, 2023



Eagle River Fire Protection District

Administration

1050 Edwards Village Blvd

Post Office Box 2942

Edwards, Colorado 81632

EAGLE RIVER FIRE PROTECTION DISTRICT

EAGLE COUNTY, COLORADO

ANNUAL COMPREHENSIVE FINANCIAL REPORT

FOR THE

YEAR ENDED DECEMBER 31, 2023

**Prepared by:
Administrative Staff**

EAGLE RIVER FIRE PROTECTION DISTRICT

ANNUAL COMPREHENSIVE FINANCIAL REPORT FOR THE YEAR ENDED DECEMBER 31, 2023

TABLE OF CONTENTS

INTRODUCTION	Page
Letter of Transmittal	iii-vii
Certificate of Achievement for Excellence in Financial Reporting	viii
Organization Chart	ix
FINANCIAL SECTION	
Report of Independent Auditor	A1-A3
Management's Discussion and Analysis	B1-B13
Basic Financial Statements	
<i>Government-wide Financial Statements:</i>	
Statement of Net Position	C1
Statement of Activities	C2
<i>Fund Financial Statements:</i>	
Balance Sheet – Governmental Funds	C3
Reconciliation of the Balance Sheet of Governmental Funds to the Statement of Net Position	C4
Statement of Revenues, Expenditures and Changes in Fund Balances – Governmental Funds	C5
Reconciliation of the Statement of Revenues, Expenditures, and Changes in Fund Balances of Governmental Fund to the Statement of Activities	C6
Statement of Net Position – Proprietary Funds	C7
Statement of Revenues, Expenses and Changes in Fund Net Position – Proprietary Funds	C8
Statement of Cash Flows – Proprietary Funds	C9
Notes to the Financial Statements	D1-D25
Required Supplementary Information	
Schedule of Revenues, Expenditures and Changes in Fund Balances – Budget and Actual – <i>General Fund</i>	E1
Notes to Required Supplemental Information	E2
Other Supplemental Information	
Schedule of Revenues, Expenditures and Changes in Fund Balances – Budget and Actual – <i>Debt Service Fund</i>	F1
Schedule of Revenues, Expenditures and Changes in Fund Balances – Budget and Actual – <i>Capital Impact Fee Fund</i>	F2
Schedule of Revenues, Expenditures and Changes in Fund Balances – Budget and Actual – <i>Capital Projects Fund</i>	F3

EAGLE RIVER FIRE PROTECTION DISTRICT

ANNUAL COMPREHENSIVE FINANCIAL REPORT FOR THE YEAR ENDED DECEMBER 31, 2023

TABLE OF CONTENTS - CONTINUED

Other Supplemental Information	Page
Schedule of Revenues, Expenditures and Changes in Fund Balances – Budget and Actual – <i>Equipment Replacement Fund</i>	F4
STATISTICAL SECTION	
Net Position by Component	G1
Changes in Net Position	G2
Changes in Fund Balances, Governmental Funds	G3
Fund Balances, Governmental Funds	G4
Tax Revenues by Source, Governmental Funds	G5
Capital Impact Fees Collected	G6
Assessed Value and Estimated Actual Value of Taxable Property	G7
Direct and Overlapping Property Tax Rates	G8
Principal Property Tax Payers	G9
Property Tax Levies and Collections	G10
Ratios of Outstanding Debt by Type	G11
Ratio of General Bonded Debt Outstanding and Legal Debt Margin	G12
Direct and Overlapping Governmental Activities Debt	G13
Demographic and Economic Statistics	G14
Principal Employers	G15
Full-time Equivalent Employees by Function / Program	G16
Operating Indicators by Function / Program	G17
Capital Asset Statistics by Function / Program	G18



June 26, 2024

To the Citizens and Board of Directors of the Eagle River Fire Protection District:

Colorado state statutes require all special districts with revenues in excess of \$500,000 to publish, within seven months following the close of their fiscal year, a complete set of financial statements. State statutes further require that such presentation conform to generally accepted accounting principles (GAAP), and be audited in accordance with generally accepted auditing standards by a firm of licensed independent certified public accountants. Pursuant to this requirement, we hereby issue this Annual Comprehensive Financial Report (Annual Report) of the Eagle River Fire Protection District (the “District”) for the fiscal year ended December 31, 2023.

Because the Annual Report consists of management’s representations concerning the District’s finances, management assumes full responsibility for the completeness and reliability of the information presented herein. To provide a reasonable basis for making these representations, District management has established a comprehensive internal control framework designed to protect the District’s assets from loss, theft, or misuse, and compile sufficient reliable information for the preparation of the District’s financial statements in conformity with GAAP. Because the cost of internal controls should not outweigh their benefits, the District’s comprehensive framework of internal controls provides reasonable rather than absolute assurance that the financial statements contain no material misstatement. As management, we assert that, to the best of our knowledge and belief, this financial report is complete and reliable in all material respects.

To reasonably assure they contain no material misstatement, the District retained McMahan and Associates, L.L.C., a firm of independent certified public accountants, to audit its financial statements for the fiscal year ended December 31, 2023. On a test basis, the independent auditor examined evidence of the amounts and disclosures in the financial statements, assessed the accounting principles employed and significant estimates made by management; and, evaluated the overall financial statement presentation. Based upon their audit, the independent auditor rendered an unmodified opinion that the Eagle River Fire Protection District has fairly presented in conformity with GAAP its financial statements for the fiscal year ended December 31, 2023.

Required by GAAP, the Annual Report also contains a narrative of the District’s basic financial statements and required supplementary information in the form of Management’s Discussion and Analysis (MD&A). Readers may find this MD&A immediately following the independent auditor’s report.

Letter of Transmittal
Eagle River Fire Protection District, Colorado
June 26, 2024

Written to complement, and not replace, the MD&A, this transmittal letter provides an overall profile of the District, a brief discussion of factors that affect District finances, an overview of its current initiatives; and, a review of some of the awards it has received.

Profile of the District

A quasi-municipal corporation and political subdivision of the State of Colorado, the primary purpose of the Eagle River Fire Protection District is to provide fire suppression, rescue, emergency medical treatment, hazardous materials response, fire prevention and public education to District residents, businesses, visitors, and taxpayers. The District's boundaries encompass a physical area of approximately 186 square miles in Eagle County. The total non-federal land served by the District totals approximately 76 square miles, and includes the Towns of Avon, Minturn and Red Cliff, along with the communities of Arrowhead, Bachelor Gulch, Cordillera, Eagle-Vail, Edwards, and portions of Wolcott. The District serves an estimated resident population of approximately 35,000 (derived from US census data), but this population increases significantly during the summer and winter tourist seasons. Additionally, the District serves the Beaver Creek Metropolitan District, including Beaver Creek Resort, pursuant to an Agreement for Fire Protection and Emergency Services.

Pursuant to the Special District Act, a Board of Directors, consisting of five members, governs the District. Board members must qualify as eligible electors of the District and reside in one of five wards as defined by State law. Elected in staggered biennial elections, each member serves a four-year term and may serve a total of two successive terms. Should a vacancy occur within a given term, remaining Board members may fill the open Board seat by appointment. In such cases the appointed Board member may serve their appointed seat until the next regular election, at which time the seat will become open to election for any remaining unexpired portion of the original term.

The Board has responsibility for the overall management and administration of the District including policy making, budget adoption, long-range planning, and hiring the District's General Manager/Fire Chief who oversees the District's day-to-day operations.

Directors hold regular Board meetings on the third Thursday of each month, and may schedule special meetings as needed. Each Director is entitled to one vote on all questions before the Board, provided a quorum is present.

The District operated four staffed fire stations and one reserve fire station used to house equipment and periodically provide modest residences to employees; and, also staffed and operated a fifth station located outside district boundaries, under a multi-year

Letter of Transmittal
Eagle River Fire Protection District, Colorado
June 26, 2024

contract with the Beaver Creek Metropolitan District. The District was authorized to employ 73 uniformed and 3 administrative personnel at year-end.

The annual budget serves as the foundation for the District's financial planning and control. No later than October 15th, the General Manager/Fire Chief must submit to the Board of Directors a proposed budget for the calendar year that will commence the following January 1st. Organized by fund, program, activity and line item, the annual budget includes information on the prior year, current year budget, year-end estimates, and requested appropriations and estimated revenues for the upcoming year.

The Board must cause publication of notice that the public may inspect the proposed budget prior to its adoption. Also prior to its adoption, any elector of the District may object to the proposed budget during a budget hearing held by the District Board of Directors. The District must adopt its budget by passing a corresponding appropriation resolution prior to December 15th in order to certify its mill levy for collection in the following year.

In general, the District may not expend money in excess of the amount appropriated. However, in the case of an emergency or contingency not reasonably foreseeable, the Board may authorize the expenditure of funds in excess of the budget by adopting a resolution. If the District receives revenues not anticipated at the time of budget adoption, the Board may authorize the expenditure of such revenues by adopting a supplemental budget after providing public notice and holding a budget hearing.

To facilitate financial analyses of high fidelity, the Annual Report provides budget to actual comparisons for all funds, constituting a level of detail greater than required by law.

Factors Affecting Financial Condition

Numerous economic factors combine to influence the District's financial condition. Inasmuch as the local economy exercises a large effect on District finances, readers will likely gain a more complete understanding of the District's financial condition if they consider its financial statements from the perspective of broad economic drivers rather than just the annual budget by which the District operates.

Local Economy. Year-round tourism and winter recreation-related businesses account for a significant portion of the employment and earned income of area residents. Vail and Beaver Creek Resort, operated by Vail Resorts, are two of the most popular winter destination ski resorts, which, according to zrankings.com, rank among the top 5 and fourteen (respectively) Best Ski Resorts in North America.

Letter of Transmittal
Eagle River Fire Protection District, Colorado
June 26, 2024

In addition to skiing and associated winter activities, the area promotes a number of summer recreational pursuits. Popular summer activities include hiking, horseback riding, bicycling, kayaking and rafting; and, communities within Eagle County have earned recognition on TravelandLeisure.com's list of the top 100 golfing communities in which to live.

Property Values. Property tax, which derives from the application of a mill rate to assessed property values, represents nearly eighty percent of the District's total revenues. Assessed values depend on a combination of market value and growth of real property, along with assessment ratios established by the State legislature.

Current Initiatives

Long-term Financial Planning. At least annually, District staff and consultants update the District's long-range financial projections. Management and the Board of Directors regularly review these projections, ensuring integration of their implications into the annual budget process.

Budget.

The 2023 budget focused on staffing the District's four operational fire and emergency response stations, and the Beaver Creek Metropolitan District Fire Station, on a 24/7 basis; and retaining personnel.

In order to encourage employee retention and remain an attractive employer when compared to fire departments of similar size and complexity, the District continued to review salary and benefit adjustments. Moving forward, the District will evaluate the most cost effective ways to further address payroll inequities and keep its operational stations fully staffed.

Strategic Planning. Along with comprehensive financial planning, the District has developed a strategic plan. As a foundation for this strategic plan, District personnel conducted an assessment of the various risks facing the communities it serves (e.g. wildfire); by which assessment the District will estimate how effectively it meets the current service demands of each community. The District's strategic plan also speaks to the need for continuous evaluation of growth predictions, and the potential impacts such growth may have on service demands in the coming years. By considering both current and potential future service requirements, the District will enhance its ability to match service to current risk, while more effectively anticipating gaps in service levels that could develop over time.

Wildfire Risk Mitigation. The District entered into an Intergovernmental Agreement (IGA) with the Greater Eagle Fire Protection District, the Gypsum Fire Protection District, and Eagle County, to form a joint wildland program called Eagle Valley

Letter of Transmittal
Eagle River Fire Protection District, Colorado
June 26, 2024

Wildland (EVW). The intent of this joint wildland program is to reduce the overall wildfire risk of the communities it serves through effective mitigation, appropriately-scaled wildfire suppression, and collaborative community outreach and education. The District served as the fiscal agent for EVW, and by terms of the IGA received reimbursement from Eagle County for the salaries and benefits of three Fire Operational Specialist (FOS), which positions were included in the count of personnel the District was authorized to employ in 2023.

Awards and Acknowledgements

The Government Finance Officers Association of the United States and Canada (GFOA) awarded a Certificate of Achievement for Excellence in Financial Reporting to the District for its Annual Report for the fiscal year ended December 31, 2022. In order to receive a Certificate of Achievement, the District must publish an easily readable and efficiently organized Annual Report, satisfying both GAAP and applicable legal requirements this latest recognition the GFOA constituted the twelfth year in a row that the District received the Association's prestigious award.

A Certificate of Achievement is valid for a period of one year. Management believes its current Annual Report continues to meet the Certificate of Achievement Program's requirements, and will submit it to the GFOA for consideration of yet another certificate.

Without a doubt, the successful preparation of this report depended heavily on the professional and dedicated service of District administrative staff. I express my sincere appreciation to all members of the District who contributed to the preparation of this report, and offer due credit to the Board of Directors, whose support and leadership ensures the District continues to serve the public responsibly and progressively.

Respectfully submitted,

A handwritten signature in black ink, appearing to be 'Karl Bauer', written in a cursive style.

Karl Bauer
General Manager/Fire Chief



Government Finance Officers Association

Certificate of
Achievement
for Excellence
in Financial
Reporting

Presented to

**Eagle River Fire Protection District
Colorado**

For its Annual Comprehensive
Financial Report
For the Fiscal Year Ended

December 31, 2022

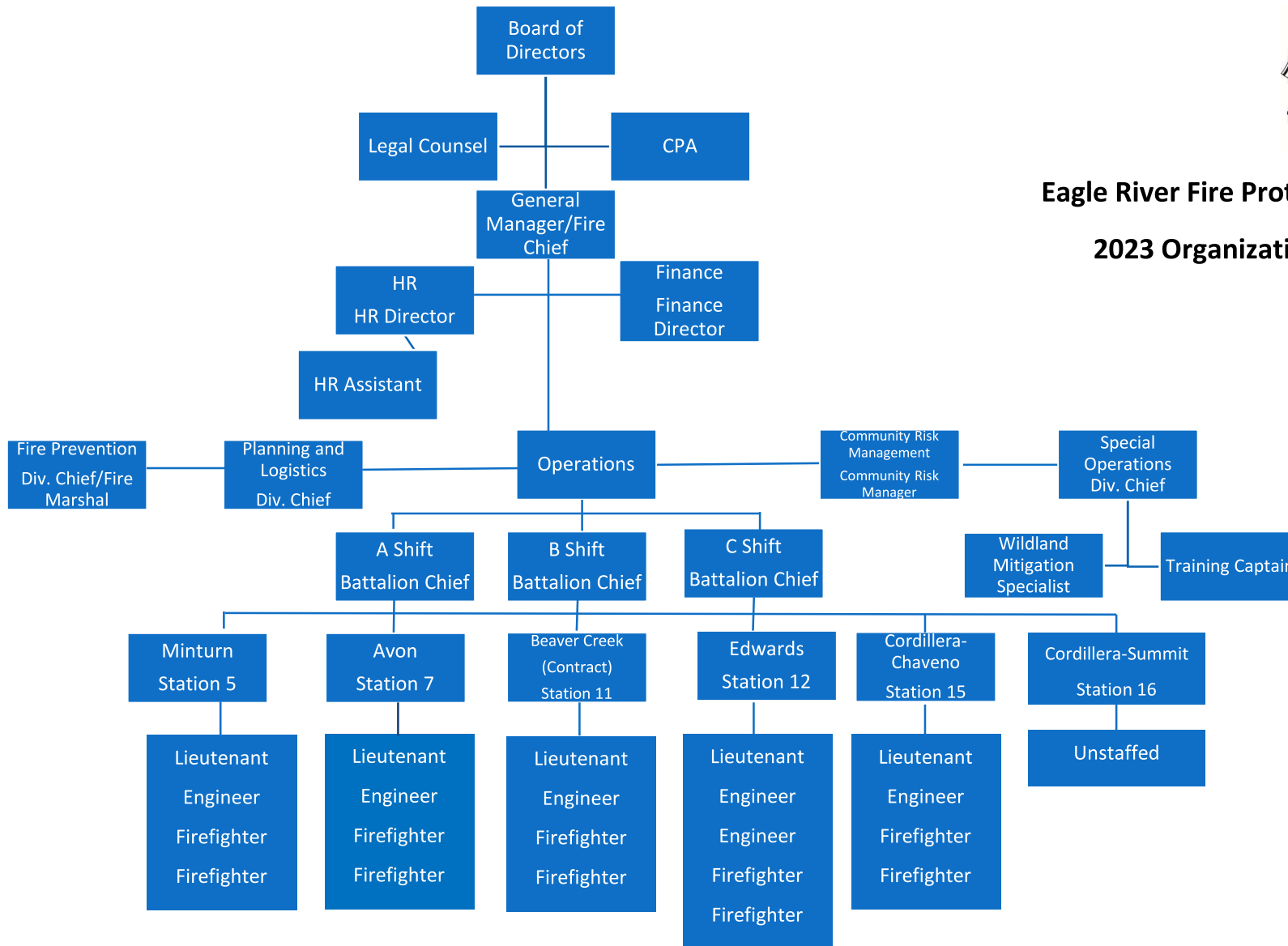
Christopher P. Morrill


Executive Director/CEO



Eagle River Fire Protection District

2023 Organizational Structure





MCMAHAN AND ASSOCIATES, L.L.C.

Certified Public Accountants and Consultants

CHAPEL SQUARE, BLDG C
245 CHAPEL PLACE, SUITE 300
P.O. Box 5850, AVON, CO 81620

WEB SITE: WWW.MCMAHANCPA.COM
MAIN OFFICE: (970) 845-8800
FACSIMILE: (970) 845-8108
E-MAIL: MCMAHAN@MCMAHANCPA.COM

INDEPENDENT AUDITOR'S REPORT

**To the Board of Directors
Eagle River Fire Protection District
Edwards, Colorado**

Report on the Audit of the Financial Statements

Opinions

We have audited the accompanying financial statements of the governmental activities, each major fund, and the aggregate remaining fund information of the Eagle River Fire Protection District, Colorado (the "District"), as of and for the year ended December 31, 2023, and the related notes to the financial statements, which collectively comprise the District's basic financial statements as listed in the table of contents.

In our opinion, the financial statements referred to above present fairly, in all material respects, the respective financial position of the governmental activities, each major fund, and the aggregate remaining fund information of the Eagle River Fire Protection District, Colorado as of December 31, 2023, and the respective changes in financial position and, where applicable, cash flows thereof for the year then ended in accordance with accounting principles generally accepted in the United States of America ("U.S. GAAP").

Basis for Opinions

We conducted our audit in accordance with auditing standards generally accepted in the United States of America ("U.S. GAAS"). Our responsibilities under those standards are further described in the *Auditor's Responsibilities for the Audit of the Financial Statements* section of our report. We are required to be independent of the District and to meet our other ethical responsibilities, in accordance with the relevant ethical requirements relating to our audit. We believe that the audit evidence we have obtained is sufficient and appropriate to provide a basis for our audit opinions.

Responsibilities of Management for the Financial Statements

Management is responsible for the preparation and fair presentation of these financial statements in accordance with U.S. GAAP; this includes the design, implementation, and maintenance of internal control relevant to the preparation and fair presentation of financial statements that are free from material misstatement, whether due to fraud or error.

In preparing the financial statements, management is required to evaluate whether there are conditions or events, considered in the aggregate, that raise substantial doubt about the District's ability to continue as a going concern for one year after the date that the financial statements are issued.

Member: American Institute of Certified Public Accountants

PAUL J. BACKES, CPA, CGMA
MICHAEL N. JENKINS, CA, CPA, CGMA
MATTHEW D. MILLER, CPA

AVON: (970) 845-8800
ASPEN: (970) 544-3996
FRISCO: (970) 668-3481

INDEPENDENT AUDITOR'S REPORT
To the Board of Directors
Eagle River Fire Protection District, Colorado

Auditor's Responsibilities for the Audit of the Financial Statements

Our objectives are to obtain reasonable assurance about whether the financial statements as a whole are free from material misstatement, whether due to fraud or error, and to issue an auditor's report that includes our opinions. Reasonable assurance is a high level of assurance but is not absolute assurance and therefore is not a guarantee that an audit conducted in accordance with U.S. GAAS will always detect a material misstatement when it exists. The risk of not detecting a material misstatement resulting from fraud is higher than for one resulting from error, as fraud may involve collusion, forgery, intentional omissions, misrepresentations, or the override of internal control. Misstatements are considered material if there is a substantial likelihood that, individually or in the aggregate, they would influence the judgment made by a reasonable user based on the financial statements.

In performing an audit in accordance with U.S. GAAS, we:

- Exercise professional judgment and maintain professional skepticism throughout the audit.
- Identify and assess the risks of material misstatement of the financial statements, whether due to fraud or error, and design and perform audit procedures responsive to those risks. Such procedures include examining, on a test basis, evidence regarding the amounts and disclosures in the financial statements.
- Obtain an understanding of internal control relevant to the audit in order to design audit procedures that are appropriate in the circumstances, but not for the purpose of expressing an opinion on the effectiveness of the District's internal control. Accordingly, no such opinion is expressed.
- Evaluate the appropriateness of accounting policies used and the reasonableness of significant accounting estimates made by management, as well as evaluate the overall presentation of the financial statements.
- Conclude whether, in our judgment, there are conditions or events, considered in the aggregate, that raise substantial doubt about the District's ability to continue as a going concern for a reasonable period of time.

We are required to communicate with those charged with governance regarding, among other matters, the planned scope and timing of the audit, significant audit findings, and certain internal control-related matters that we identified during the audit.

Required Supplementary Information

U.S. GAAP require that Management's Discussion and Analysis information listed in the accompanying table of contents be presented to supplement the basic financial statements. Such information is the responsibility of management and, although not a part of the basic financial statements, is required by the Governmental Accounting Standards Board who considers it to be an essential part of financial reporting for placing the basic financial statements in an appropriate operational, economic, or historical context. We have applied certain limited procedures to the required supplementary information in accordance with U.S. GAAS, which consisted of inquiries of management about the methods of preparing the information and comparing the information for consistency with management's responses to our inquiries, the basic financial statements, and other knowledge we obtained during our audit of the basic financial statements. We do not express an opinion or provide any assurance on the information because the limited procedures do not provide us with sufficient evidence to express an opinion or provide any assurance.

The budgetary comparison information for the General Fund is not a required part of the basic financial statements but is supplementary information required by U.S. GAAP. The budgetary comparison information has been subjected to the auditing procedures applied in the audit of the financial statements and certain additional procedures, including comparing and reconciling such information directly to the underlying accounting and other records used to prepare the financial statements or to the financial statements themselves, and other additional procedures in accordance with U.S. GAAS. In our opinion, the information is fairly stated in all material respects in relation to the financial statements as a whole.

INDEPENDENT AUDITOR'S REPORT
To the Board of Directors
Eagle River Fire Protection District, Colorado

Supplementary Information

Our audit was conducted for the purpose of forming opinions on the financial statements that collectively comprise the District's basic financial statements. The comparative statements of revenues, expenditures, and changes in fund balances and individual fund budgetary information listed in the accompanying table of contents, are presented for purposes of additional analysis and are not a required part of the basic financial statements.

The comparative statements of revenues, expenditures and changes in fund balances and individual fund budgetary information listed in the accompanying table of contents is the responsibility of management and was derived from and relates directly to the underlying accounting and other records used to prepare the basic financial statements. Such information has been subjected to the auditing procedures applied in the audit of the basic financial statements and certain additional procedures, including comparing and reconciling such information directly to the underlying accounting and other records used to prepare the basic financial statements or to the basic financial statements themselves, and other additional procedures in accordance with U.S. GAAS. In our opinion, the comparative statements of revenue, expenditures and changes in fund balances and individual fund budgetary information listed in the accompanying table of contents is fairly stated, in all material respects, in relation to the basic financial statements as a whole.

Other Information

Management is responsible for the other information included in the annual report. The other information comprises the introductory section and statistical section but does not include the basic financial statements and our auditor's report thereon. Our opinions on the basic financial statements do not cover the other information, and we do not express an opinion or any form of assurance thereon.

In connection with our audit of the basic financial statements, our responsibility is to read the other information and consider whether a material inconsistency exists between the other information and the basic financial statements, or the other information otherwise appears to be materially misstated. If, based on the work performed, we conclude that an uncorrected material misstatement of the other information exists, we are required to describe it in our report.



McMahan and Associates, L.L.C.
Avon, Colorado
June 26, 2024

Management's Discussion and Analysis

As Management of Eagle River Fire Protection District (the "District"), we offer readers of the District's financial statements this discussion and analysis of the financial activities of the District for the fiscal year ended December 31, 2023. The Management's Discussion and Analysis (MD&A) should be read in conjunction with the District's basic financial statements.

Financial Highlights

- The assets and deferred outflows of resources of the District exceeded its liabilities and deferred inflows of resources at the close of its fiscal year ended December 31, 2023 by \$11,523,834 (net position). Of this amount, \$7,848,067 is unrestricted and may be used to meet the District's ongoing obligations to citizens and creditors in accordance with the District's fund designation and fiscal policies as more fully described below.
- The District's total net position increased by \$690,998.
- As of the close of the fiscal year, the District's governmental funds reported combined fund balances of \$7,700,904, an increase of \$737,098 in comparison to the prior year. Approximately eighty seven percent of the combined fund balances (\$6,672,221) is available for spending at the District's discretion (unassigned fund balance).
- At the end of the current fiscal year, unassigned fund balance for the general fund represents 39.3% of 2023 total general fund expenditures.
- The District's total long-term debt went down by a net \$621,557 during the current fiscal year.

Overview of the Financial Statements

This discussion and analysis is intended to serve as an introduction to the District's basic financial statements, which are comprised of three components: 1) government-wide financial statements, 2) fund financial statements, and 3) notes to the financial statements. This report also contains required supplementary information in addition to the basic financial statements themselves.

Government-wide financial statements. The government-wide financial statements are designed to provide readers with a broad overview of the District's finances, in a manner similar to a private-sector business.

The Statement of Net Position presents information on all of the District's assets, liabilities, and deferred inflows/outflows with the difference reported as net position. Over time, increases or decreases in net position may serve as a useful indicator of whether the financial position of the District is improving or deteriorating.

Management's Discussion and Analysis

The Statement of Activities presents information showing how the District's net position changed during the most recent fiscal year. All changes in net position are reported as soon as the underlying event giving rise to the change occurs, regardless of the timing of related cash flows. Thus, revenues and expenses are reported in this statement for some items that will only result in cash flows in future fiscal periods (e.g., earned but unused vacation leave).

Both of the government-wide financial statements distinguish functions of the District that are principally supported by taxes and intergovernmental revenues (governmental activities) from other functions that are intended to recover all or a significant portion of their costs through user fees and charges (business-type activities). The functions of the District include fire protection and emergency medical services and are considered as entirely governmental activities. The District has no business-type activities.

The government-wide financial statements can be found on pages C1 & C2 of this report.

Fund financial statements. A fund is a grouping of related accounts that is used to maintain control over resources that have been segregated for specific activities or objectives. The District, like other state and local governments, uses fund accounting to ensure and demonstrate compliance with finance-related legal requirements. All of the funds of the District are categorized as governmental funds.

Governmental funds. Governmental funds are used to account for essentially the same functions reported as governmental activities in the government-wide financial statements. However, unlike government-wide financial statements, governmental fund financial statements focus on near-term inflows and outflows of spendable resources, as well as on balances of spendable resources available at the end of the fiscal year. Such information may be useful in evaluating a government's near-term financing requirements.

Because the focus of governmental funds is narrower than that of the government-wide financial statements, it is useful to compare the information presented for governmental funds with similar information presented for governmental activities in the government-wide financial statements. By doing so, readers may better understand the long-term impact of the government's near-term financing decisions. Both the governmental fund balance sheet and the governmental fund statement of revenues, expenditures, and changes in fund balances provide a reconciliation to facilitate this comparison between governmental funds and governmental activities.

The District maintains four individual governmental funds. Information is presented separately in the governmental fund balance sheet and in the governmental fund statement of revenues, expenditures, and changes in fund balances for the general fund, the debt service fund, capital projects fund, and the capital impact fee fund, all of which are presented as major funds.

Proprietary funds. Proprietary funds are used to account for business-like operations where goods or services are provided to the general public for a fee (enterprise fund), or to account for goods or services provided by one department or agency of a government to

Management's Discussion and Analysis

another department or agency on a cost-reimbursement basis (internal service fund). District maintains one internal service fund as a proprietary fund. The District uses an internal service fund to account for the rental of vehicles and equipment to District departments for the accumulation of funds for future replacement. Because the internal service fund serves only governmental activities this fund is included in governmental activities in the government-wide financial statements.

The basic governmental fund financial statements can be found in section C of this report.

Notes to the Financial Statements. The notes provide additional information that is essential to a full understanding of the data provided in the government-wide and fund financial statements. The notes to the financial statements can be found in section D of this report.

Required Supplemental Information. In addition to the basic financial statements and accompanying notes, this report also presents certain other required supplemental information. The District adopts an annual appropriated budget for its general fund. A budgetary comparison statement has been provided for the general fund to demonstrate compliance with the budget and can be found on page E1 of this report.

Other Supplemental Information. Individual fund statements and schedules can be found in section F of this report.

Government-wide Financial Analysis

As noted earlier, net position may serve over time as a useful indicator of a government's financial position. In the case of the District, assets and deferred outflows of resources exceeded liabilities and deferred inflows of resources by \$11,523,834 as of December 31, 2023.

There are three components of net position: Net Investment in Capital Assets, Restricted and Unrestricted. The following table shows the three components and their change in 2023.

	2023	2022	Increase (Decrease)
Net Position:			
Net Investment in Capital Assets	\$ 2,698,200	\$ 2,751,754	\$ (53,554)
Restricted	977,567	1,038,142	(60,575)
Unrestricted	7,848,067	7,042,940	805,127
Total Net Position	<u>\$ 11,523,834</u>	<u>\$10,832,836</u>	<u>\$ 690,998</u>

Management's Discussion and Analysis

The decrease in net investment in capital assets of \$53,554 from the prior year is primarily due to the decrease in deposits for equipment in the process of being built. The District uses these capital assets to provide services to citizens; consequently, these assets are not available for future spending. Although the District's investment in its capital assets is reported net of related debt, it should be noted that the resources needed to repay this debt must come from other sources, since the capital assets themselves cannot be used to liquidate these liabilities.

The restricted portion of Net Position represents resources that are subject to external restrictions on how they may be used and include amounts restricted for emergencies and capital improvements. The reduction in the restricted portion of \$263,675 is primarily due to capital improvements in 2023. The restricted component of net position of governmental activities may not equal to restricted fund balances in governmental funds due to a difference in measurement focus and basis of accounting.

The remaining portion of net position is unrestricted and may be used to meet the District's on-going obligations to citizens and creditors. The unrestricted portion of net position increased \$805,127 because revenues exceeded expenditures in the General Fund in 2023.

Condensed Net Position

	<u>2023</u>	<u>2022</u>
Current and Other Assets	\$22,291,578	\$20,351,125
Restricted Assets	698,365	734,385
Capital Assets	23,933,877	24,612,289
Total Assets	<u>46,923,820</u>	<u>45,697,799</u>
Deferred Outflows of Resources	<u>22,457</u>	<u>23,434</u>
Current and Other Liabilities	1,942,645	1,665,791
Noncurrent Liabilities	20,343,902	21,124,420
Total Liabilities	<u>22,286,547</u>	<u>22,790,211</u>
Deferred Inflows of Resources	<u>13,135,896</u>	<u>12,098,186</u>
Net Position:		
Net Investment in Capital Assets	2,698,200	2,751,754
Restricted	977,567	1,038,142
Unrestricted	7,848,067	7,042,940
Total Net Position	<u>\$ 11,523,834</u>	<u>\$ 10,832,836</u>

Management's Discussion and Analysis

Changes in Net Position

	2023	2022
REVENUES		
Program Revenues:		
Charges for Services	\$ 4,759,835	\$ 1,923,303
General Revenues:		
Property and Specific Ownership Taxes	12,823,732	11,797,311
Intergovernmental	1,268,550	1,036,601
Unrestricted Investment Earnings	532,797	183,183
Miscellaneous	177,724	164,978
Total Revenues	19,562,638	15,105,376
EXPENSES		
Program Expenses:		
Fire Protection – Operations	18,233,677	13,906,952
Interest on Long-term Debt	635,986	648,694
Bond Fiscal Costs	1,977	1,977
Total Expenses	18,871,640	14,557,623
Change in Net Position	690,998	547,753
Net Position, Beginning of Year	10,832,836	10,285,083
Net Position – End of Year	\$ 11,523,834	\$ 10,832,836

Governmental Activities

During 2023, the District's net position increased by \$690,998 to \$11,523,834. The differences in how and when revenues and expenditures are recognized in the government wide financial statements and fund financial statements is the primary reason for the increase in the net position of \$690,998 and is shown on page C6. The fund financial statements reflect a net increase in Fund Balances of \$737,098. The adjustments to arrive at the change in Net Position are summarized as follows:

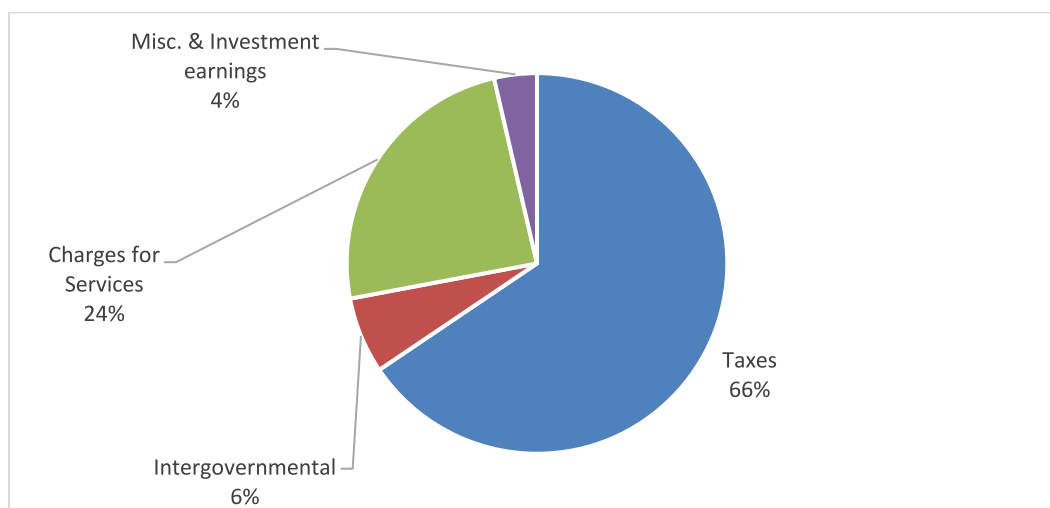
Net Change in Fund Balances (see page C5)	\$ 737,098
Adjustments to get to Net Position (see page C6)	
Capital outlay	489,472
Depreciation	(1,154,693)
Compensated Absences	(142,518)
Principal on Debt	659,109
Accrued Interest and Bond Premium	107,716
Internal service fund - Change in Net Assets (GAAP Basis)	(5,186)
	\$ 690,998

Management’s Discussion and Analysis

Expenses and Program Revenues – Governmental Activities

The District’s program revenues primarily come from a service charge to the Beaver Creek Metropolitan District for fire services and wildland fire mitigation services. The Beaver Creek Metropolitan District is not within the District’s boundaries so a property tax cannot be assessed. The balance of the program expenditures is funded through property tax revenues collected from properties in the areas served. Therefore, program revenues of \$4,759,835 make up 25.2% of the program expenditures of \$18,871,640.

General Revenues by Source – Governmental Activities



Financial Analysis of Governmental Funds

The following schedule presents a summary of governmental fund revenues for the year ended December 31, 2023, and the amount and percentage of increases and decreases in relation to the prior year.

<u>Revenues</u>	2023 <u>Amount</u>	Percent of <u>Total</u>	2022 <u>Amount</u>	Amount of Increase (Decrease)	Percent Increase (Decrease)
Taxes	\$12,823,732	65.80%	\$11,797,311	\$1,026,421	8.70%
Licenses and Permits	150,148	0.77%	155,888	(5,740)	-3.68%
Intergovernmental	1,268,551	6.51%	1,036,601	231,950	22.38%
Charges for Services	4,759,835	24.42%	1,923,303	2,836,532	147.48%
Investment Earnings	463,140	2.38%	168,606	294,534	174.69%
Miscellaneous	23,576	0.12%	9,090	14,486	159.36%
Total	\$19,488,982	100.00%	\$15,090,799	\$4,398,183	29.14%

Compared to 2022 total revenues increased by \$4,398,183 or 29.14% in 2023. The increase in property tax revenue is based upon the change in the consumer price index plus local growth or new construction. Taxes include property and specific ownership tax collections

Management's Discussion and Analysis

and account for 65.80% of total revenues. Taxes increased by \$1,026,421 or 8.70% over 2022.

Total net assessed values of all property within the District decreased by \$13,812,870 from the previous year to \$1,138,761,880 the district was able to increase the total voter approved mill levy from 9.703 mills to 10.624 mills, due to the level of inflation and local growth plus the Gallagher adjustment.

The revenues from Charges for Services increased from 2022 by \$2,836,532 or 147.48% primarily due to an increase in wildland fire mitigation services.

Investment earnings were up in 2023 by \$294,534 or 174.69% due to higher interest rates in 2023.

The following schedule presents a summary of governmental fund expenditures for the year ended December 31, 2023, and the amount and percentage of increases and decreases in relation to the prior year.

<u>Expenditures</u>	2023 <u>Amount</u>	Percent of <u>Total</u>	2022 <u>Amount</u>	Amount of Increase (Decrease)	Percent Increase (Decrease)
Operating:					
Support Services	\$2,579,901	13.76%	\$2,144,411	\$435,490	20.31%
Operations	9,790,934	52.21%	9,450,859	340,075	3.60%
Special Operations	4,115,870	21.95%	658,491	3,457,379	525.05%
Health, Wellness And Safety	32,817	0.18%	63,299	(30,482)	-48.16%
Community Risk Reduction	<u>311,072</u>	<u>1.66%</u>	<u>282,225</u>	<u>28,847</u>	<u>10.22%</u>
Total Operating	16,830,594	89.76%	12,599,285	4,231,309	33.58%
Debt Service:					
Principal	659,109	3.51%	636,774	22,335	3.51%
Interest, Bond Issue & Fiscal Charges	745,680	3.98%	769,415	(23,735)	-3.08%
Capital Outlay	<u>516,501</u>	<u>2.75%</u>	<u>629,394</u>	<u>(112,893)</u>	<u>-17.94%</u>
 Total	 <u>\$18,751,884</u>	 <u>100.00%</u>	 <u>\$14,634,868</u>	 <u>\$4,117,016</u>	 28.13%

Overall, operating expenditures increased a total of \$4,117,016 or 28.13% from 2022 largely due to an increase in wildland mitigation services, and wages and benefits.

Fund Balances

The focus of the District's governmental funds is to provide information on near-term inflows, outflows, and balances of spendable resources. Such information is useful in assessing the District's financing requirements. Unassigned fund balance may serve as a useful measure of a government's net resources available for discretionary use as they represent the portion of fund balance which has not yet been limited to use for a particular purpose by an external party, the District, or a group or individual that has been delegated

Management's Discussion and Analysis

authority to assign resources for use for particular purposes by the District's Board of Directors.

As of the end of the current fiscal year, the District's governmental funds reported a combined ending fund balances of \$7,700,904, an increase from the previous year of \$737,098. The increase was primarily due to the general fund. The unassigned fund balance that can be used for any lawful purpose is \$6,672,221.

General Fund. The general fund constitutes the main operating fund of the District. As a measure of the general fund's liquidity, it may be useful to compare the unassigned fund balance and total fund balance to total fund expenditures and other financing sources. Unassigned fund balance represents 39.30% percent of 2023 total general fund expenditures, or 4.7 months of operations. This fulfills a Board objective of ensuring adequate funds for maintaining emergency response capabilities during challenging economic conditions or large-scale disasters. The general fund's balance increased by \$860,344 during the current fiscal year. The increase was about half due to revenues exceeding budgets and the other half due to expenditures being underbudget.

Capital Impact Fee Fund. The capital impact fee fund balance decreased by \$185,111 during the current fiscal year, which put its restricted fund balance at \$497,185 as of December 31, 2023. The decrease in fund balance was primarily due to capital expenditures.

Debt Service Fund. The debt service fund is maintained to account for the repayment of the General Obligation Bonds, Series 2016. Property taxes are levied annually to pay such debt. The restricted fund balance as of December 31, 2023, is \$203,100. The increase in fund balance of \$75,625 was planned and enhanced by higher interest income

Capital Projects Fund. The capital projects fund had a restricted fund balance of \$27,282 and used \$13,760 in fund balance to construct facilities with proceeds from the General Obligation Bonds, Series 2016.

General Fund Budgetary Highlights

Original budget compared to final budget. The Board approved a supplemental budget amendment during the year, increasing overall estimated revenues and other sources by \$3,570,032 and increasing appropriations by \$2,744,893.

Final amended budget compared to actual. Actual revenues were \$411,767 higher than the final amended budget.

Actual expenditures were \$469,648 less than the final amended budget. The District realized savings in various programs within the General Fund. The savings were primarily related to personnel-related costs.

Management's Discussion and Analysis

Capital Assets. The District's investment in capital assets on December 31, 2023 totals \$23,933,877 net of accumulated depreciation. This investment in capital assets includes land, buildings and improvements, vehicles, and equipment. Capital assets in the amount of \$555,127 were purchased or constructed during the year.

Capital assets are classified as follows (net of depreciation):

	<u>2023</u>	<u>2022</u>
Land	\$1,540,486	\$1,540,485
Buildings and Improvements	19,725,672	20,599,347
Machinery and Equipment	153,163	225,308
Vehicles and Rolling Stock	<u>2,514,556</u>	<u>2,247,150</u>
Total	<u>\$23,933,877</u>	<u>\$24,612,290</u>

Additional information on the District's capital assets can be found in Note 4 on page D10 of this report.

Long-term Liabilities. As of December 31, 2023, the District's outstanding long-term liabilities totaled \$21,585,975. Total debt is made up of the following: \$21,017,924 in General Obligation Bonds, Series 2016 (including a bond premium of \$802,924) which were issued to finance new facilities and defease outstanding certificates of participation, capital equipment obligations of \$106,496, and compensated absences of \$461,555.

The District's long-term liabilities were reduced by \$621,557 during the current fiscal year.

Colorado State statutes limit the amount of general obligation debt the District may issue to 50% of assessed valuation of all taxable property within the District. The current legal debt margin for the District is \$569,380,940.

Additional information on the District's long-term debt can be found in Note 5 on pages D11-D12 of this report.

Economic Factors and Next Year's Budgets and Rates

The District's net total assessed valuation in 2023 (effective for taxes collectible in 2024) increased by \$557,943,910 to a total value of \$1,696,705,790, a 49% increase from the previous year. The 2024 budget includes the 2012 voter-approved adjustable supplemental mill levy in addition to the District's base rate of 5.55 mills. For collection year 2024, the District's mill rate for general operating purposes was reduced from the current 9.482 mills, including the base rate of 5.55 mills, to 6.975 mills. In addition to the general operating mill levy, the District elected to certify an abatement/refund mill levy of 0.011 mills to recapture \$18,664 in 2023 property tax abatements identified by the Eagle County

Management's Discussion and Analysis

Assessor. The Gallagher Tax adjustment is .346 mills and generates \$587,060 in additional property tax revenue

The 2024 budget also reflects the debt and associated mill levy approved by voters in May 2016 for the debt service on the General Obligation Bonds, Series 2016. The District's mill levy for debt service is .767 mills. The certified amount for this revenue for 2024 is \$1,301,373 which includes \$1,696 in property tax abatements identified by the Eagle County Assessor.

The 2024 budget focuses on meeting ongoing service demands through 24/7 staffing of the District's four operational fire and emergency response stations and the Beaver Creek Metropolitan District station which it staffs by contract, retaining personnel, and prioritizing essential capital needs.

Requests for Information

This financial report is designed to provide a general overview of the District's finances for all those with an interest therein. Questions concerning any of the information provided in this report or requests for additional information should be addressed to: Karl Bauer, General Manager and Fire Chief, Eagle River Fire Protection District, P.O. Box 2942, Edwards, Colorado 81632.

Basic Financial Statements

EAGLE RIVER FIRE PROTECTION DISTRICT

STATEMENT OF NET POSITION DECEMBER 31, 2023

	Total Governmental Activities
ASSETS	
Cash and Cash Equivalents	\$ 7,981,327
Receivables (net)	14,059,328
Other Assets	250,923
Restricted Assets - Cash and Cash Equivalents	698,365
Capital Assets, net of accumulated depreciation	
Nondepreciable	1,540,486
Depreciable	22,393,391
Total Assets	46,923,820
DEFERRED OUTFLOWS OF RESOURCES	
Deferred Loss on Advance Refunding of Debt	22,457
LIABILITIES	
Accounts Payable	231,646
Accrued Liabilities	407,201
Accrued Interest Payable	61,725
Noncurrent Liabilities:	
Due Within One Year	1,242,073
Due In More Than One Year	20,343,902
Total Liabilities	22,286,547
DEFERRED INFLOWS OF RESOURCES	
Deferred Revenue - Property Taxes	13,135,896
NET POSITION	
Net Investment in Capital Assets	2,698,200
Restricted For:	
Capital Improvements	524,467
Debt Service	203,100
Emergencies	250,000
Unrestricted	7,848,067
Total Net Position	\$ 11,523,834

The accompanying notes are an integral part of the financial statements.

EAGLE RIVER FIRE PROTECTION DISTRICT

STATEMENT OF ACTIVITIES FOR THE YEAR ENDED DECEMBER 31, 2023

	<u>Total Governmental Activities</u>
Expenses	
Fire Protection:	
Support Services	\$ 2,579,900
Operations	11,194,018
Special Operations	4,115,870
Health, Wellness and Safety	32,817
Community Risk Reduction	311,072
Debt Service:	
Bond Fiscal Charges	1,977
Interest	<u>635,986</u>
Total Expenses	<u>18,871,640</u>
Program Revenues	
Charges for Services	<u>4,759,835</u>
Total Program Revenues	<u>4,759,835</u>
Net Program Expense	<u>14,111,805</u>
General Revenues	
Property and Specific Ownership Taxes	12,823,732
Intergovernmental	1,268,550
Investment Earnings	532,797
Miscellaneous	165,224
Gain on sale of assets	<u>12,500</u>
Total General Revenues	<u>14,802,803</u>
Change in Net Position	690,998
Net Position, Beginning of Year	<u>10,832,836</u>
Net Position, End of Year	<u><u>\$ 11,523,834</u></u>

The accompanying notes are an integral part of the financial statements.

EAGLE RIVER FIRE PROTECTION DISTRICT

BALANCE SHEET GOVERNMENTAL FUNDS DECEMBER 31, 2023

	General Fund	Debt Service Fund	Capital Impact Fee Fund	Capital Projects Fund	Total
ASSETS					
Cash and Cash Equivalents	\$ 6,669,862	\$ -	\$ -	\$ -	\$ 6,669,862
Receivables:					
- Taxes	12,588,064	1,306,954	-	-	13,895,018
- Intergovernmental	-	-	80,749	-	80,749
- Accounts	83,561	-	-	-	83,561
Deposits	51,116	-	-	-	51,116
Due from Funds	54,104	-	-	-	54,104
Restricted Assets - Cash and Cash Equivalents	-	197,519	423,903	76,943	698,365
Total Assets	\$ 19,446,707	\$ 1,504,473	\$ 504,652	\$ 76,943	\$ 21,532,775
LIABILITIES AND FUND BALANCES					
Accounts Payable	\$ 231,646	\$ -	\$ -	\$ -	\$ 231,646
Accrued Liabilities	407,201	-	-	-	407,201
Due to Funds	-	-	7,467	49,661	57,128
Total Liabilities	638,847	-	7,467	49,661	695,975
DEFERRED INFLOWS OF RESOURCES					
Unavailable Revenue - Property Taxes	11,834,523	1,301,373	-	-	13,135,896
FUND BALANCES					
Nonspendable	51,116	-	-	-	51,116
Restricted For:					
Debt Service	-	203,100	-	-	203,100
TABOR Emergency Reserve	250,000	-	-	-	250,000
Capital Improvements	-	-	497,185	27,282	524,467
Unassigned	6,672,221	-	-	-	6,672,221
Total Fund Balances	6,973,337	203,100	497,185	27,282	7,700,904
Total Liabilities, Deferred Inflows of Resources, and Fund Balances	\$ 19,446,707	\$ 1,504,473	\$ 504,652	\$ 76,943	\$ 21,532,775

The accompanying notes are an integral part of the financial statements.

EAGLE RIVER FIRE PROTECTION DISTRICT

RECONCILIATION OF THE BALANCE SHEET OF GOVERNMENTAL FUNDS TO THE STATEMENT OF NET POSITION DECEMBER 31, 2023

Total Fund Balances - Governmental Fund \$ 7,700,904

Amounts reported for governmental activities in the statement of net position are different because:

Capital assets used in governmental activities are not financial resources and therefore are not reported in the fund balance sheet.

Capital Assets	34,559,846
Accumulated Depreciation	(10,986,775)
	<u>23,573,071</u>

Prepaid expenses, losses on refundings, and bond premiums are reflected as current charges or revenue in the governmental fund financial statements.

On the Statement of Activities these costs are capitalized and amortized over the life of the bonds.

Loss on Refundings	22,457
Bond Premium	(802,924)
	<u>(780,467)</u>

Some liabilities, including bonds, capital financing obligations, and compensated absences are not due and payable in the current period and therefore are not reported in the fund balance sheet.

General Obligation Bonds Payable	(20,215,000)
Capital Financing Obligation	(106,496)
Compensated Absences	(461,555)
	<u>(20,783,051)</u>

Accrued interest payable is recognized for governmental activities, but is not due and payable in the current period and therefore is not reported as a liability in the governmental funds.

(61,725)

The internal service fund is used by management to charge the rental cost of certain vehicles and equipment to individual departments. The assets and liabilities of the internal service fund is included in governmental activities in the statement of net position.

1,875,102

Net Position of Governmental Activities

\$ 11,523,834

EAGLE RIVER FIRE PROTECTION DISTRICT

STATEMENT OF REVENUE, EXPENDITURES AND CHANGES IN FUND BALANCES GOVERNMENTAL FUNDS FOR THE YEAR ENDED DECEMBER 31, 2023

	General Fund	Debt Service Fund	Capital Impact Fee Fund	Capital Projects Fund	Total
Revenues					
Taxes	\$ 11,448,925	\$ 1,374,807	\$ -	\$ -	\$ 12,823,732
Licenses and Permits	150,148	-	-	-	150,148
Intergovernmental, net	1,067,502	-	201,049	-	1,268,551
Charges for Services	4,759,835	-	-	-	4,759,835
Investment Earnings	389,451	35,632	32,338	5,719	463,140
Miscellaneous	23,576	-	-	-	23,576
Total Revenues	17,839,437	1,410,439	233,387	5,719	19,488,982
Expenditures					
Current:					
Support Services	2,540,937	38,964	-	-	2,579,901
Operations	9,790,934	-	-	-	9,790,934
Special Operations	4,115,870	-	-	-	4,115,870
Health, Wellness and Safety	32,817	-	-	-	32,817
Community Risk Reduction	311,072	-	-	-	311,072
Debt Service:					
Principal	104,109	555,000	-	-	659,109
Interest	4,830	739,850	-	-	744,680
Fiscal Charges	-	1,000	-	-	1,000
Capital Outlay	78,524	-	418,498	19,479	516,501
Total Expenditures	16,979,093	1,334,814	418,498	19,479	18,751,884
Net Change in Fund Balances	860,344	75,625	(185,111)	(13,760)	737,098
Fund Balances, Beginning of Year	6,112,993	127,475	682,296	41,042	6,963,806
Fund Balances, End of Year	\$ 6,973,337	\$ 203,100	\$ 497,185	\$ 27,282	\$ 7,700,904

The accompanying notes are an integral part of the financial statements.

EAGLE RIVER FIRE PROTECTION DISTRICT

RECONCILIATION OF THE STATEMENT OF REVENUES, EXPENDITURES, AND CHANGES IN FUND BALANCES OF GOVERNMENTAL FUNDS TO THE STATEMENT OF ACTIVITIES FOR THE YEAR ENDED DECEMBER 31, 2023

Net change in fund balances - Total Governmental Funds \$ 737,098

Amounts reported for governmental activities in the statement of activities are different because:

Governmental funds report capital outlays as expenditures. However, for governmental activities, those capital outlays other than noncapitalizable items are shown in the Statement of Activities and the cost of those assets is allocated over their estimated useful lives and reported as depreciation expense.

Capital Outlay	489,472
Depreciation	<u>(1,154,693)</u>
	<u>(665,221)</u>

Some expenses reported in the Statement of Activities do not require the use of current financial resources and therefore are not reported as expenditures in governmental funds.

Compensated Absences	(142,518)
Bond Issue Costs	(978)
Amortize Bond Premium	<u>104,966</u>
	<u>(38,530)</u>

Repayment of principal on debt is an expenditure in the governmental funds, but the repayment reduces long-term liabilities in the Statement of Net Position.

General Obligation Bonds	555,000
Capital Financing Obligation Principal Payments	<u>104,109</u>
	<u>659,109</u>

In the Statement of Activities, interest is accrued on outstanding bonds, whereas in governmental funds, an interest expenditure is reported when due.

3,728

The internal service fund is used by management to charge the rental cost of certain vehicles and equipment to individual departments. The increase in net position of the internal service fund is included in governmental activities.

(5,186)

Change in Net Position of Governmental Activities	<u><u>\$ 690,998</u></u>
---	--------------------------

EAGLE RIVER FIRE PROTECTION DISTRICT

STATEMENT OF NET POSITION PROPRIETARY FUNDS DECEMBER 31, 2023

	Governmental Activities - Internal Service Fund
ASSETS	
Current Assets:	
Cash and Cash Equivalents	\$ 1,311,465
Deposits	199,807
Due from Funds	3,024
	<hr/>
Total Current Assets	1,514,296
	<hr/>
Capital Assets:	
Machinery and Equipment	1,519,207
Accumulated Depreciation	(1,158,401)
	<hr/>
Net Capital Assets	360,806
	<hr/>
Total Assets	1,875,102
	<hr/>
NET POSITION	
Net Investment in Capital Assets	360,804
Unrestricted	1,514,298
	<hr/>
Total Net Position	\$ 1,875,102
	<hr/> <hr/>

The accompanying notes are an integral part of the financial statements.

EAGLE RIVER FIRE PROTECTION DISTRICT

STATEMENT OF REVENUE, EXPENDITURES AND CHANGES IN NET POSITION PROPRIETARY FUNDS FOR THE YEAR ENDED DECEMBER 31, 2023

	<u>Governmental Activities - Internal Service Fund</u>
Operating Expenses	
Depreciation	<u>78,847</u>
Total Operating Expenses	<u>78,847</u>
Operating Income (Loss)	(78,847)
Non-Operating Revenues:	
Investment Earnings	73,661
Change in Net Position	<u>(5,186)</u>
Net Position, Beginning of Year	<u>1,880,288</u>
Net Position, End of Year	<u><u>\$ 1,875,102</u></u>

The accompanying notes are an integral part of the financial statements.

EAGLE RIVER FIRE PROTECTION DISTRICT

STATEMENT OF CASH FLOWS PROPRIETARY FUNDS FOR THE YEAR ENDED DECEMBER 31, 2023

	Governmental Activities - Internal Service Fund
Cash Flows From Operating Activities	
Cash Paid for Goods & Services	\$ (92)
Net Cash Provided by Operating Activities	<u>(92)</u>
Cash Flows From Capital and Related Financing Activities	
Purchase of Capital Assets	<u>(65,655)</u>
Net Cash Provided (Used) by Capital and Related Financing Activities	<u>(65,655)</u>
Cash Flows From Investing Activities	
Interest received	<u>73,661</u>
Net Cash Provided by Investing Activities	<u>73,661</u>
Net Decrease in Cash and Cash Equivalents	7,914
Cash and Cash Equivalents, Beginning of Year	<u>1,303,551</u>
Cash and Cash Equivalents, End of Year	<u>\$ 1,311,465</u>

RECONCILIATION OF OPERATING INCOME TO NET CASH PROVIDED BY OPERATING ACTIVITIES

Operating Income (Loss)	<u>\$ (78,847)</u>
Adjustments to Reconcile Operating Income to Net Cash Provided by Operating Activities	
Depreciation	78,847
Increase (decrease) in accounts payable	<u>(92)</u>
Total Adjustments	<u>78,755</u>
Net Cash Provided (Used) by Operating Activities	<u>\$ (92)</u>

The accompanying notes are an integral part of the financial statements.

EAGLE RIVER FIRE PROTECTION DISTRICT

NOTES TO THE FINANCIAL STATEMENTS DECEMBER 31, 2023

The financial statements of Eagle River Fire Protection District (the “District”) have been prepared in conformity with generally accepted accounting principles (“GAAP”) as applied to governmental entities. The Governmental Accounting Standards Board (“GASB”) is the accepted standard-setting board for establishing governmental accounting and financial reporting principles. The following notes are an integral part of the District’s Annual Comprehensive Financial Report.

Note 1. Summary of Significant Accounting Policies

A. Financial Reporting Entity

The District, a quasi-municipal corporation was organized on May 2, 2000, and is governed pursuant to provisions of the Colorado Special District Act. The District’s service area is located in Eagle County, Colorado. The District was established for the purpose of providing fire suppression, fire protection, emergency medical, rescue, and hazardous materials response to its residents and taxpayers.

The District follows GASB accounting pronouncements, which provide guidance for determining which governmental activities, organizations, and functions should be included within the financial reporting entity. GASB pronouncements set forth the financial accountability of a governmental organization’s elected governing body as the basic criterion for including a possible component governmental organization in a primary government’s legal entity. Financial accountability includes, but is not limited to, appointment of a voting majority of the organization’s governing body, ability to impose its will on the organization, a potential for the organization to provide specific financial benefits or burdens and fiscal dependency.

The District is not financially accountable for any other organization, nor is the District a component unit of any other primary governmental entity.

B. Government-wide and Fund Financial Statements

Government-wide Financial Statements. The government-wide financial statements (i.e., the Statement of Net Position and the Statement of Activities) report information on all of the activities of the District. The Statement of Activities demonstrates the degree to which the direct expenses of a given function or segment are offset by program revenues. Direct expenses are those that are clearly identifiable with a specific function or segment. Program revenues include: 1) charges to customers or applicants who purchase, use, or directly benefit from goods, services or privileges provided by a given function or segment; and 2) grants and contributions that are restricted to meeting the operational or capital requirements of a particular function or segment. Taxes and other items not properly included among program revenues are reported instead as general revenues.

EAGLE RIVER FIRE PROTECTION DISTRICT

NOTES TO THE FINANCIAL STATEMENTS DECEMBER 31, 2023 (CONTINUED)

Fund Financial Statements. The fund financial statements provide detailed information about the District's funds. Separate financial statements are provided for governmental funds and proprietary funds. Major individual governmental funds are presented as separate columns in the governmental fund financial statements. The District's single internal service fund is presented in a single column on the face of the proprietary fund statements.

C. Measurement Focus, Basis of Accounting and Financial Statement Presentation

Measurement Focus and Basis of Accounting. The government-wide financial statements have been prepared using the economic resources measurement focus and the accrual basis of accounting. This is the same approach used in the preparation of the proprietary fund financial statements. Revenues are recognized when earned and expenses are recognized when the liability is incurred regardless of the timing of related cash flows. Depreciation is computed and recorded as an operating expense. Expenditures for property, plant and equipment are shown as increases in assets and redemption of capital financing obligations are recorded as a reduction in liabilities.

Governmental fund financial statements are reported using the current financial resources measurement focus and the modified accrual basis of accounting. Revenue is recorded when susceptible to accrual, i.e., both measurable and available. Available means collectible within the current period or soon enough thereafter to be used to pay liabilities of the current period, which is typically 60 days. The major sources of revenue which are susceptible to accrual are property taxes and certain miscellaneous revenues. Expenditures generally are recorded when the liability is incurred, as under full accrual accounting. However, debt service expenditures, as well as expenditures related to compensated absences and claims and judgments, are recorded only when payment is due.

Financial Statement Presentation – Fund Accounting. A fund is defined as a fiscal and accounting entity with a self-balancing set of accounts which are segregated for the purpose of accounting for specific activities. The District uses funds to report results of operations and financial position, and demonstrate compliance with legal, contractual and regulatory requirements.

The District reports the following major governmental funds:

- *General Fund* - This is the District's primary operating fund. It is used to account for all activities and financial resources of the District not required to be accounted for in another fund.
- *Capital Impact Fee Fund* – This fund accounts for the accumulation of resources from the District's emergency services impact fee and the use of these resources for capital expenditures associated with service level demands related to growth within the District.
- *Debt Service Fund* – This fund is used to account for the accumulation of resources and payment of principal and interest on the District's bonded indebtedness.
- *Capital Projects Fund* – This fund was created in 2016 to account for the bond proceeds and related project costs of the new facilities.

EAGLE RIVER FIRE PROTECTION DISTRICT

NOTES TO THE FINANCIAL STATEMENTS DECEMBER 31, 2023 (CONTINUED)

Proprietary funds distinguish operating revenues and expenses from nonoperating items. Operating revenues and expenses generally result from providing services and producing and delivering goods in connection with a proprietary fund's principal ongoing operations. The principal operating revenues are charges to customers for sales and services. Operating expenses include the cost of sales and services, administrative expenses, and depreciation on capital assets. All revenues and expenses not meeting this definition are reported as nonoperating revenues and expenses.

The District's only proprietary fund is the Equipment Replacement internal service fund. This fund is used to account for the rental of certain vehicles and equipment to other departments for the accumulation of funds for future replacement.

D. Capital Assets

Capital assets, which include land, buildings, and certain equipment, are reported in the government-wide financial statements. Capital assets are defined by the District as assets with an initial individual cost of more than \$5,000 and an estimated useful life of more than one year. Such assets are recorded at cost if purchased or constructed. Donated capital assets are recorded at acquisition value at the date of donation. Major outlays for capital improvement projects are capitalized as projects are completed.

The costs of normal maintenance and repairs that do not add to the value of the asset or materially extend assets lives are not capitalized.

Depreciation of property, plant and equipment is computed using the straight-line method over the following estimated useful lives:

Buildings and Facilities	10-30 years
Vehicles and Rolling Stock	3-17 years
Machinery and Equipment	3-10 years

E. Deferred Outflows/Inflows of Resources

In addition to assets, the statement of net position will sometimes report a separate section for deferred outflows of resources. This separate financial statement element, *deferred outflows of resources*, represents a consumption of net assets that applies to a future period(s) and so will not be recognized as an outflow of resources (expense/ expenditure) until then. The District has only one type of item that qualifies for reporting in this category. Accordingly, the item, *Deferred Loss on Advance Refunding of Debt*, is reported in the government-wide statement of net position. These amounts are deferred and recognized as an outflow of resources in the period that the amounts become expendable.

EAGLE RIVER FIRE PROTECTION DISTRICT

NOTES TO THE FINANCIAL STATEMENTS DECEMBER 31, 2023 (CONTINUED)

In addition to liabilities, the statement of net position will sometimes report a separate section for deferred inflows of resources. This separate financial statement element, *deferred inflows of resources*, represents an acquisition of net assets that applies to a future period(s) and so will not be recognized as an inflow of resources (revenue) until that time. The District has only one type of item that qualifies for reporting in this category. Accordingly, the item, *unavailable revenue – property taxes*, is reported in the government-wide statement of net position and in the governmental funds balance sheet. These amounts are deferred and recognized as an inflow of resources in the period that the amounts become available.

F. Compensated Absences

It is the District's policy to permit employees to accumulate earned but unused vacation and sick pay benefits. There is no liability for unpaid accumulated sick leave since the District does not have a policy to pay any amounts when employees separate from service with the District. All vacation pay is accrued when incurred in the government-wide financial statements. A liability for these amounts is reported in governmental funds only if they have matured, for example, as a result of employee resignations and retirements. The General Fund has been the fund used in prior years to liquidate the liability for compensated absences.

G. Fund Equity

The following fund balance classifications describe the relative strength of the spending constraints placed on the purposes for which resources can be used:

- Nonspendable fund balance – amounts that are not in a spendable form (such as inventory or prepaid/deferred charges) or are required to be maintained intact;
- Restricted fund balance – amounts constrained to specific purposes by their providers (such as grantors, bondholders, and higher levels of government), through constitutional provisions, or by enabling legislation;
- Committed fund balance – amounts constrained to specific purposes by a government itself, using its highest level of decision-making authority; to be reported as committed, amounts cannot be used for any other purpose unless the government takes the same highest level action to remove or change the constraint;
- Assigned fund balance – amounts a government intends to use for a specific purpose; intent can be expressed by the governing body or an official or body to which the governing body delegates the authority;
- Unassigned fund balance – amounts that are available for any purpose; positive amounts are reported only in the general fund.

EAGLE RIVER FIRE PROTECTION DISTRICT

NOTES TO THE FINANCIAL STATEMENTS DECEMBER 31, 2023 (CONTINUED)

The District establishes (and modifies or rescinds) fund balance commitments by passage of a resolution. This is typically done through adoption and amendment of the budget. A fund balance commitment is further indicated in the budget document as a designation or commitment of the fund. Assigned fund balance is established by the Board of Directors through adoption or amendment of the budget as intended for specific purpose (such as the purchase of capital assets, construction, debt service, or other purposes).

When fund balance resources are available for a specific purpose in more than one classification, it is the District's policy to use the most restrictive funds first in the following order: restricted, committed, assigned, and unassigned as they are needed. The District considers all unassigned fund balances to be "reserves" for future operations or capital replacement as defined within Article X, Section 20 of the Constitution of the State of Colorado.

The Board of Directors has adopted a minimum fund balance policy for the general fund which requires the District to maintain an unassigned fund balance sufficient to fund District operations for a period of three months. Unassigned fund balance shall be calculated annually with the adoption of the annual budget and is calculated as 25% of the District's general fund operating expenditures excluding capital budgeted for that fiscal year.

H. Budgetary Information

Budgets are adopted on a basis consistent with GAAP for all funds. According to Colorado Local Government Budget Law, the legal level of appropriation is at the total fund expenditure level and lapse at year-end. During the year, the District's Board of Directors may modify the budget by line item within a fund's total appropriation without notification. Upon meeting notification and publication requirements, supplemental amendments increasing appropriations may be passed by resolution of the Board of Directors.

I. Property Taxes

Property taxes are levied by the District's Board of Directors. The levy is based on assessed valuations determined by the Eagle County Assessor generally as of January 1, of each year. The levy is normally set by December 15, by certification to the Eagle County Commissioners to place the tax lien on the individual properties as of January 1, of the following year. The Eagle County Treasurer collects the determined taxes during the ensuing calendar year. Taxes are payable by April 30, or if at the taxpayer's election paid in equal installments, by February 28 and June 15, respectively. Delinquent taxpayers are notified in August and generally sales of the tax liens on delinquent properties are held in November or December. The County Treasurer remits the taxes collected monthly to the District.

Property taxes, net of estimated uncollectible taxes, are recorded initially as deferred inflows of resources in the year they are levied and measurable. The deferred property tax revenues are recorded as revenue in the year they are available or collected.

EAGLE RIVER FIRE PROTECTION DISTRICT

NOTES TO THE FINANCIAL STATEMENTS DECEMBER 31, 2023 (CONTINUED)

J. Restricted Assets

The following funds have restricted assets:

Capital Impact Fee Fund	\$ 423,903
Capital Projects Fund	76,943
Debt Service Fund	197,519
	<hr/>
	698,365
	<hr/>

Capital Impact Fee Fund. Colorado State statutes and the District's resolution establishing the Capital Impact Fee Fund require that impact fees collected be accounted for in a separate fund.

Capital Projects Fund. The use of the bond proceeds are restricted by the bondholders.

Debt Service Fund. The General Obligation Bonds, Series 2016 restricts assets for debt service payments.

These assets are held in a separate interest-bearing account in COLOTRUST. When both restricted and unrestricted resources are available for use, it is the District's policy to use restricted resources first, then unrestricted, as they are needed.

J. Statements of Cash Flows

For purposes of the Statement of Cash Flows, the District considers all highly liquid investments with a maturity when purchased of three months or less and all local government investment pools to be cash equivalents.

K. Long-term Obligations

In the government-wide Statement of Net Position, long-term debt and other long-term obligations are reported as liabilities. Bond premiums and discounts are deferred and amortized over the life of the bonds using the interest method. Bonds payable are reported net of any applicable bond premium or discount.

In the fund financial statements, governmental fund types recognize bond premiums and discounts, as well as bond issuance costs, during the current period. The face amount of debt issued is reported as other financing sources. Premiums received on debt issuances are reported as other financing sources while discounts on debt issuances are reported as other financing uses. Issuance costs, whether or not withheld from the actual debt proceeds are reported as debt service expenditures.

EAGLE RIVER FIRE PROTECTION DISTRICT

NOTES TO THE FINANCIAL STATEMENTS DECEMBER 31, 2023 (CONTINUED)

Note 2. Deposits and Investments

Cash and investments as of December 31, 2023 are classified in the accompanying financial statements as follows:

	Governmental Funds	Proprietary Funds	Total
Cash and Cash Equivalents	\$ 6,669,862	\$ 1,311,465	\$ 7,981,327
Restricted Assets – Cash and Cash Equivalents	698,365	-	698,365
 Total	 <u>\$ 7,368,227</u>	 <u>\$ 1,311,465</u>	 <u>\$ 8,679,692</u>
 Deposits With Financial Institutions	 \$ 1,378,647	 \$ -	 \$ 1,378,647
Deposits With Local Government Investment Pools	5,989,580	1,311,465	7,301,045
 Total	 <u>\$ 7,368,227</u>	 <u>\$ 1,311,465</u>	 <u>\$ 8,679,692</u>

Investments Authorized by District Investment Policy. The table below identifies the investment types that are authorized for the District by its investment policy. The table also identifies certain provision of the District’s investment policy that address interest rate risk, credit risk, and concentration of credit risk.

<u>Authorized Investment Type</u>	<u>Maximum Maturity</u>	<u>Maximum Percentage Of Portfolio</u>	<u>Maximum Investment In One Issuer</u>
U.S. Treasury Obligations	5 years	None	None
Federal Agency Securities	5 years	None	None
Federal Instrumentality Securities	5 years	None	None
Local Government Investment Pools	1 year	None	None
Money Market Funds	N/A	None	None
Time Certificates of Deposit	1 year	None	None

Interest Rate Risk. Interest rate risk is the risk that changes in market interest rates will adversely affect the fair value of an investment. Generally, the longer the maturity of an investment, the greater the sensitivity of its fair market value to changes in market interest rates. The investment policy of the District states that, to the extent possible, investments shall be matched with anticipated cash flow requirements and known future liabilities. Unless matched to a specific cash flow requirement, the District will not invest in securities maturing more than five years from the date of purchase. In addition, the District shall maintain at least 15% of its total investment portfolio in investments maturing in 120 days or less. At least 10% of the portfolio shall be invested in overnight investments or securities that can be sold to raise cash on one day’s notice.

EAGLE RIVER FIRE PROTECTION DISTRICT

NOTES TO THE FINANCIAL STATEMENTS DECEMBER 31, 2023 (CONTINUED)

Credit Risk. Generally, credit risk is the risk that an issuer of an investment will not fulfill its obligation to the holder of the investment. This is measured by the assignment of a rating by a nationally recognized statistical rating organization. U.S Treasury securities and securities of the

Concentration of Credit Risk. The investment policy of the District contains no limitations on the amount that can be invested in any one issuer.

Custodial Credit Risk. Custodial credit risk for deposits is the risk that, in the event of the failure of a depository financial institution, the District would not be able to recover its deposits or would not be able to recover collateral securities that are in the possession of an outside party.

The Colorado Public Deposit Protection Act (PDPA) requires that cash be deposited in eligible public depositories and that deposits in excess of federal insurance levels must be collateralized. The eligible collateral is determined by the PDPA. PDPA allows the institution to create a single collateral pool for all public funds with the District being a named participant in the single institution collateral pool. The minimum pledging requirement is 102% of the uninsured deposits. The Colorado State Banking Board verifies the market value at least monthly. Bank assets (usually securities) are required by PDPA to be delivered to a third-party institution for safekeeping, and pledged to the Colorado Division of Banking. Based on the above, the Colorado State Auditor has concluded that there is no custodial risk for public deposits collateralized under PDPA.

Investments. Custodial credit risk for investments is the risk that, in the event of the failure of the counterparty (e.g. broker-dealer) to a transaction, the District would not be able to recover the value of its investment or collateral securities that are in the possession of another party. The District's investment policy provides that all investment securities, except certificates of deposit, local government investment pools, and money market funds purchased by the District shall be settled on a delivery versus payment basis and will be delivered by either book entry or physical delivery and will be held in third-party safekeeping by the District's approved custodian bank, its correspondent bank or the Depository Trust Company. An approved Safekeeping Agreement must be executed with each custodian bank prior to utilizing that bank's safekeeping services and to be eligible, a financial institution must have an average Highline Banking Data Services Rating of 40 or better.

Local Government Investment Pools. Local government investment pools are trusts established for local government entities in Colorado to pool surplus funds. The State Securities Commissioner administers and enforces all State statutes governing the trusts. The trusts operate similarly to a money market fund and each share is equal in value to \$1.00. A designated custodial bank serves as custodian pursuant to a custodian agreement. The custodian acts as safekeeping agent for the trusts' investment portfolios and provides services as the depository in connection with direct investments and withdrawals. The custodian's internal records segregate investments owned by the trusts.

EAGLE RIVER FIRE PROTECTION DISTRICT

NOTES TO THE FINANCIAL STATEMENTS DECEMBER 31, 2023 (CONTINUED)

As of December 31, 2023, the District held investments in the Colorado Local Government Liquid Asset Trust (COLOTRUST) which is a 2a-7-like pool. COLOTRUST offers shares in two portfolios, Prime and Plus. Both portfolios may invest in U.S. Treasury securities and repurchase agreements collateralized by U.S. Treasury securities. COLOTRUST Plus may also invest in certain obligations of U.S. government agencies, highest rated commercial paper and repurchase agreements collateralized by certain obligations of U.S. government agencies. At December 31, 2023, the District had the following investment balances:

<u>Investments Measured at NAV</u>	<u>S&P Rating</u>	<u>Amount</u>
Colostrust	AAAm	7,301,045

In addition, at December 31, 2023, the District had \$46,387 held by the Eagle County Treasurer.

Note 3. Legal Compliance – Budgets

No later than October 15th, the General Manager/Fire Chief submits to the Board of Directors a proposed budget for the calendar year commencing the following January 1st. The budget is prepared by fund, program, activity, and object and includes information on the prior year, current year estimates and requested appropriations and estimated revenues for the upcoming year.

The Board of Directors holds public hearings and must adopt the budget by resolution prior to December 15th. Once adopted, the Board may at any time, by resolution, amend the budget. The District had one supplemental appropriation during the year ended December 31, 2023.

Expenditures may not legally exceed budgeted appropriation at the fund level. Budgetary comparisons in the accompanying combined financial statements and in the individual fund statements are presented with a higher level of detail than legally required in order to facilitate closer financial analysis.

EAGLE RIVER FIRE PROTECTION DISTRICT

NOTES TO THE FINANCIAL STATEMENTS DECEMBER 31, 2023 (CONTINUED)

Note 4. Capital Assets

Capital asset activity for the year ended December 31, 2023, was as follows:

	<u>Beginning Balance</u>	<u>Increases</u>	<u>Decreases</u>	<u>Ending Balance</u>
Governmental Activities:				
Capital Assets, Not Being Depreciated:				
Land	<u>\$ 1,540,486</u>	<u>\$ -</u>	<u>\$ -</u>	<u>\$ 1,540,486</u>
Total Capital Assets, Not being Depreciated	<u>1,540,486</u>	<u>-</u>	<u>-</u>	<u>1,540,486</u>
Capital Assets, Being Depreciated:				
Buildings and Improvements	26,315,375	-	-	26,315,375
Machinery and Equipment	1,049,142	6,368	-	1,055,510
Vehicles and Rolling Stock	<u>6,717,328</u>	<u>548,759</u>	<u>(98,406)</u>	<u>7,167,681</u>
Total Capital Assets, Being Depreciated	<u>34,081,845</u>	<u>555,127</u>	<u>(98,406)</u>	<u>34,538,566</u>
Less Accumulated Depreciation:				
Buildings	(5,716,028)	(873,675)	-	(6,589,703)
Machinery and Equipment	(823,835)	(78,512)	-	(902,347)
Vehicles and Rolling Stock	<u>(4,470,179)</u>	<u>(281,352)</u>	<u>(98,406)</u>	<u>(4,653,125)</u>
Total Accumulated Depreciation	<u>(11,010,042)</u>	<u>(1,233,539)</u>	<u>(98,406)</u>	<u>(12,145,175)</u>
Total Capital Assets Being Depreciated, Net	<u>23,071,803</u>	<u>(678,412)</u>	<u>(196,812)</u>	<u>22,393,391</u>
Governmental Activities Capital Assets, Net	<u>\$24,612,289</u>	<u>\$ (678,412)</u>	<u>\$ (196,812)</u>	<u>\$23,933,877</u>

Depreciation expense in the amount of \$1,233,539 was charged to the operations function in the Statement of Activities for the year ended December 31, 2023.

EAGLE RIVER FIRE PROTECTION DISTRICT

NOTES TO THE FINANCIAL STATEMENTS DECEMBER 31, 2023 (CONTINUED)

Note 5. Long-term Debt

General Obligation Bonds. On July 26, 2016, the District issued \$23,450,000 in General Obligation Bonds. The proceeds from the bond issuance were used to refund the outstanding Certificates of Participation, Series 2015 and to acquire land, build new fire stations in Avon and Edwards, construct a training facility and to pay costs of issuing the bonds. The interest rate on the bonds is variable from 2% to 4%. Interest on the bonds is payable semiannual on June 1 and December 1, commencing on June 1, 2017 and ending on December 1, 2046. The bonds constitute a general obligation of the district of which all of the taxable property in the district is subject to an ad valorem tax to pay principal and interest on the bonds. The bonds maturing on or after December 1, 2027 are subject to redemption prior to maturity. The bonds maturing on December 1, 2036, 2041 and 2046 are subject to a mandatory sinking fund redemptions at a redemption price equal to the principal amount of such bonds redeemed plus accrued interest to the redemption date without a redemption premium. The bonds are insured by the Assured Guaranty Municipal Corp. (AGM). The property tax revenue assessed for bond payments may not exceed \$1,300,000 in any year. The bonds were issued at a premium of \$1,778,135. The outstanding bond premium is \$802,923 and \$104,966 of premium was amortized in 2023.

Annual debt service requirements to maturity for the General Obligation Bonds outstanding at December 31, 2023, are as follows:

Year Ending <u>December 31</u>	<u>Governmental Activities</u>	
	<u>Principal</u>	<u>Interest</u>
2024	580,000	717,650
2025	605,000	694,450
2026	625,000	670,250
2027	650,000	645,250
2028	680,000	619,250
2029 - 2033	3,815,000	2,674,200
2034 - 2038	4,470,000	2,017,800
2039 - 2043	5,190,000	1,295,100
2044 - 2046	<u>3,600,000</u>	<u>292,000</u>
Total General Obligation Bonds	<u>\$20,215,000</u>	<u>\$ 9,625,950</u>

EAGLE RIVER FIRE PROTECTION DISTRICT

NOTES TO THE FINANCIAL STATEMENTS DECEMBER 31, 2023 (CONTINUED)

Capital Financing Obligations. The following financing obligations are renewable on an annual basis, at the option of the District, for consecutive one year periods. Upon final payment, title to the assets will pass to the District.

Vehicle Financed	Annual Payment	Interest Rate	Balance 12/31/23
Pierce Arrow Pumper Truck	108,939	2.29%	\$ 106,496

The District may terminate any of the financing obligations by paying the applicable purchase option price on any scheduled payment date. Annual debt service requirements to maturity for capital financing obligations outstanding at December 31, 2023, are as follows:

Year Ending <u>December 31</u> 2024	Governmental Activities	
	Principal	Interest
	106,496	2,443
Total Capital Financing Obligations	\$ 106,496	\$ 2,443

Changes in Long-term Liabilities. Long-term liability activity for the year ended December 31, 2023, was as follows:

	Beginning Balance	Additions	Deletions	Ending Balance	Due Within One Year
Governmental Activities:					
General Obligation Bonds	\$ 20,770,000	\$ -	\$ 555,000	20,215,000	\$ 580,000
Bond Premium	907,890	-	104,966	802,924	94,022
Capital Financing Obligation	210,605	-	104,109	106,496	106,496
Compensated Absences	319,037	142,518	-	461,555	461,555
Total Long-term Liabilities	\$ 22,207,532	\$ 142,518	\$ 764,075	\$ 21,585,975	\$ 1,242,073

EAGLE RIVER FIRE PROTECTION DISTRICT

NOTES TO THE FINANCIAL STATEMENTS DECEMBER 31, 2023 (CONTINUED)

Note 8. Interfund Activity

The outstanding balances between funds result mainly from the time lag between the dates that (1) interfund goods and services are provided or reimbursable expenditures occur, (2) transactions are recorded in the accounting system, and (3) payments between funds are made.

There were no interfund transfers during 2023. The District had the following interfund balances as of December 31, 2023:

Fund	Receivable	Payable
General Fund	\$54,104	-
Equipment Replacement Fund	3,024	-
Capital Projects Fund	-	\$49,661
Capital Impact Fund	-	7,467
	<u>\$57,128</u>	<u>\$57,128</u>

Note 9. Intergovernmental Agreements

General. The District is a party to numerous intergovernmental agreements, including: various emergency management and mutual aid agreements with other fire protection agencies, Eagle County, State of Colorado and federal agencies; a dispatch contract with the Town of Vail; vehicle maintenance and refueling contracts with the Town of Avon and Cordillera Metropolitan District; a plan review and fire code inspection and enforcement agreement with Eagle County; a training vehicle operation and staffing agreement with the Colorado Department of Public Safety; and a wildfire mitigation memorandum of understanding with various agencies. The District leases some of its fire stations pursuant to 99-year lease terms with the municipalities and metropolitan districts in which they are located. Pursuant to the leases, the stations revert to the owner if they cease to be used for emergency services purposes.

Regional Hazardous Materials Association of Eagle County (RHMAEC). The District is an Operational Member of the Regional Hazardous Materials Association of Eagle County which was formed as a separate governmental entity pursuant to an intergovernmental agreement dated as of October 21, 2002, and subsequently amended on August 22, 2018, among the District, the Town of Vail, the Greater Eagle Fire Protection District, the Gypsum Fire Protection District, the Eagle County Sheriff and the Colorado State Patrol (each an Operating Member). RHMAEC was formed to provide coordinated planning, information management and reporting, training, education, coordination, rapid deployment of qualified personnel and proper equipment for pre- and initial hazardous substance emergency action and the financial management necessary to achieve the purposes of the IGA and minimize the effects of hazardous substance incidents within Eagle

County. Member contributions are proposed annually by the RHMAEC Board of Directors and approved by the governing body of each Operating Member.

EAGLE RIVER FIRE PROTECTION DISTRICT

NOTES TO THE FINANCIAL STATEMENTS DECEMBER 31, 2023 (CONTINUED)

Emergency Service Impact Fees. The District has entered into substantially similar intergovernmental agreements with Eagle County, the Town of Avon, the Town of Red Cliff and the Town of Minturn for the collection of emergency service impact fees. Subject to specified refund provisions, the funds collected must be transferred to the District within 60 days of receipt, less a 6% administrative fee. Impact fees are required to be accounted for in a separate interest-bearing fund. The impact fee is currently imposed based upon the size of the water meter required for the development and range from \$1,734 for a ¾-inch meter to \$250,110 for a twelve-inch meter. The impact fee may be reviewed and revised annually based upon specified Consumer Price Index criteria. Waivers may be granted by the applicable governing body with respect to the development of low or moderately priced housing units for sale or lease to low or moderate income persons; provided that the parties to the development must restrict the future use of the applicable units.

Pursuant to each agreement, impact fees are collected at the time a building permit is issued. Unpaid impact fees constitute a prior, perpetual lien upon each lot or parcel subject to the fee; unpaid fees are certified to the Eagle County Treasurer for collection in the same manner as delinquent property taxes. Certificates of occupancy also may be withheld until the impact fees are paid. Impact fees collected must be used, in conjunction with District funds, to fund capital facilities, vehicles, and equipment necessary to provide emergency services needed to serve development as specified in the currently applicable impact fee study adopted by the respective municipality or Eagle County.

Beaver Creek Metropolitan District Agreement. The District entered into an Agreement for Fire Protection and Emergency Services with Beaver Creek Metropolitan District (BCMD) dated as of January 1, 2015, and was amended as of February 1, 2020 (the “BCMD Agreement”). The BCMD Agreement was approved by BCMD voters as a multiple-fiscal year obligation for purposes of Article X, Section 20 of the State Constitution.

Pursuant to the BCMD Agreement, the District provides contracted fire protection and emergency services within the BCMD service area. BCMD provides an existing fire station for the District’s use, together with specified firefighting and communication equipment. BCMD retains ownership of the fire station and its equipment and generally is responsible for purchasing additional vehicles and equipment needed to provide services. The District is responsible for repair and maintenance of the fire station and for maintaining equipment.

The new BCMD agreement began on February 1, 2020 and ends on December 31, 2029. The agreement is renewable for two additional five-year periods. The Annual Fee will increase each year over the fee payable for the prior year by an amount equal to the increase in the Denver-Aurora-Lakewood Consumer Price Index (the "CPI") as issued by the U.S. Bureau of Labor Statistics, the CPI adjustment shall not to exceed three percent. The fee was \$1,981,002 for the year ended December 31, 2023.

EAGLE RIVER FIRE PROTECTION DISTRICT

NOTES TO THE FINANCIAL STATEMENTS DECEMBER 31, 2023 (CONTINUED)

Eagle Valley Wildland Agreement. During 2023, the District entered into Intergovernmental Agreements with Frost Creek Master Association, Eagle Vail Metropolitan District, Arrowhead Metropolitan District, Cordillera Metropolitan District, Beaver Creek Metropolitan District, Bachelor Gulch Metropolitan District, the Town of Avon, Eagle County, Bachelor Gulch Village Association, the Town of Gypsum, and the Town of Eagle in support of the Eagle Valley Wildland Program to reduce overall wildfire risk of the communities it serves through effective mitigation, appropriately -scaled wildfire suppression, and collaborative community outreach and education. The total contributions during 2023 from the participating local governments totaled \$2,778,833.

Facilities Management Agreement. The District entered into an Intergovernmental Agreement (IGA) with the Town of Avon on April 28, 2015 for the purpose of jointly designing, financing, and constructing a Joint Public Safety Facility in the Town of Avon. The IGA provides for a number of covenants and mutual agreements including temporary financing, design, construction bid process, construction financing, sale and conveyance of land, and construction. As of December 31, 2022 there have been three amendments to the IGA including entering into a memorandum of agreement regarding cost sharing, and the waiver of various fees by both parties.

The District entered into an IGA with the Town of Avon on September 26, 2017. This agreement amends and replaces all prior intergovernmental agreements with the Town of Avon regarding the joint fire –police station facility. The agreement addresses ownership, operation, and maintenance of the joint facility. The District and the Town agree to meet at least annually no later than June 15th to review and update the facility management plan and to budget for the following years obligations by July 31st. The parties agree to annually budget and contribute to a reserve fund. Each party has the right of first refusal if the other party wants to sale their portion of the space. The reserve fund was not funded in 2023 by either party.

Note 10. Risk Management

The District is exposed to various risks of loss related to torts, thefts of, damage to, or destruction of assets; errors or omissions; injuries to employees, or acts of God. The District maintains commercial insurance for significant insurable risks. Settled claims did not exceed this commercial coverage in any of the past three fiscal years.

EAGLE RIVER FIRE PROTECTION DISTRICT

NOTES TO THE FINANCIAL STATEMENTS DECEMBER 31, 2023 (CONTINUED)

Note 11. Commitments and Contingencies

Litigation. The District is not aware of any pending or threatened lawsuits.

Tax, Spending and Debt Limitations. Article X, Section 20 of the Colorado Constitution, commonly known as the Taxpayer's Bill of Rights (TABOR) contains tax, spending, revenue and debt limitations which apply to the State of Colorado and all local governments.

Spending and revenue limits are determined based on the prior year's Fiscal Year Spending adjusted for allowable increases based upon inflation and local growth. Fiscal Year Spending is generally defined as expenditures plus reserve increases with certain exceptions. Revenue in excess of the Fiscal Year Spending limit must be refunded unless the voters approve retention of such revenue.

TABOR also requires local governments to establish emergency reserves. These reserves must be at least 3% of Fiscal Year Spending (excluding bonded debt service). Local governments are not allowed to use the emergency reserves to compensate for economic conditions, revenue shortfalls, or salary or benefit increases. The District has established an emergency reserve for the year ended December 31, 2023 in the amount of \$250,000.

On May 2, 2000, a majority of the District's electors authorized the District to collect and spend, or retain in a reserve, all taxes related to a mill levy of 3.8 mills and other fees of the District without regard to any limitations under TABOR, or the statutory 5.5% property tax levy limitation contained in Colorado Revised Statutes Section 29-1-301. On May 4, 2006, a majority of the District's electors authorized a mill levy increase from the 3.8 mills to 5.55 mills. On November 6, 2012, a majority of the District's electors authorized a supplemental mill levy that may increase up to 3.77 mills over and above the existing mill levy of 5.55 mills (total of 9.32 mills). It is expected that this supplemental mill levy will generate property tax revenues equal to the 2010 property tax revenues as adjusted by inflation and local growth.

The District's management believes it is in compliance with the provisions of TABOR. However, TABOR is complex and subject to interpretation. Many of the provisions, including interpretations of how to calculate Fiscal Year Spending limits may require judicial interpretation.

On May 3, 2016 a majority of the District's electors authorized an annual tax increase not to exceed \$1,300,000 annually to pay for the General Obligation Bonds, Series 2016.

Other contracts. The District signed various agreements in 2022 for the purchase of assets and services in the amount of \$399,616 to be provided or delivered in 2024, and one contract required prepayments of \$199,808.

EAGLE RIVER FIRE PROTECTION DISTRICT

NOTES TO THE FINANCIAL STATEMENTS DECEMBER 31, 2023 (CONTINUED)

Note 12. Employee Retirement Plans

Full-time Employees. The District, under the authority granted it by Colorado Revised Statute Title 32, Article 1, has established and maintains two single-employer, defined contribution pension plans for full-time employees: (1) Eagle River Fire Protection District Firefighters Money Purchase Pension Plan, and (2) Eagle River Fire Protection District Administrative Employees Money Purchase Pension Plan. Effective May 1, 2012, these plans are administered by OneAmerica.

A defined contribution pension plan has terms that specify how contributions to an individual's account are to be determined rather than the amount of pension benefits the individual is to receive. In a defined contribution plan, the pension benefits a participant will receive depend only on the amount contributed to the participant's account, earnings on investments of those contributions, and forfeitures of other participant's benefits that may be allocated to the participant's account.

All full-time employees are required to participate in one of the above retirement plans upon employment with the District. The type of plan that an employee participates in is dependent on the type of employee (firefighter or administrative). Each plan provides that both the employee and the District will contribute an amount equal to 11% of the employee's base salary each month. Employees start partial vesting after two years of service and are fully vested after five years of service. In addition, if an employee reaches normal retirement age, dies, or becomes totally and permanently disabled his account becomes fully vested regardless of length of service. Forfeitures by employees who leave employment before being fully vested are applied, first, to offset administrative expenses of the plans, and second, to reduce matching employer contributions.

During the year ended December 31, 2023 there were no differences between contribution requirements and contributions actually made by plan participants and the District. Contributions made by plan members and the District for the three years ended December 31, 2023, are as follows:

	<u>2023</u>	<u>2022</u>	<u>2021</u>
Employees	\$747,455	\$673,906	\$634,118
District	\$747,455	\$673,906	\$634,118

Both the District and the covered employees each made the required 11% contributions to the plans. There are no liabilities for benefits beyond the District's matching payments. No major changes in the various plan's provisions occurred in 2023. As of December 31, 2023 there were 4 participants in the Administrative plan and 75 participants in the Firefighters plan.

EAGLE RIVER FIRE PROTECTION DISTRICT

NOTES TO THE FINANCIAL STATEMENTS DECEMBER 31, 2023 (CONTINUED)

Part-time, Temporary and Seasonal Employees. On December 31, 2000, the District adopted a PTS Retirement Plan (PTS plan) established under Section 457 of the Internal Revenue Code that pertains to deferred compensation plans. Effective May 1, 2012, this plan is administered by OneAmerica.

The PTS Plan is designed specifically for employees who are part-time, temporary, or seasonal, and is defined as a Social Security replacement retirement plan. The PTS plan allows qualifying participants to defer federal and state income taxes on savings until retirement. Part-time employees are automatically enrolled in the PTS plan and do not have an option to contribute additional amounts.

The PTS plan requires a contribution of 7.5% of an employee's salary per plan year. This 7.5% may be the employee's contribution, the employer's contribution or a combination of both. The District has elected to have 3.75% contributed by each employee and 3.75% matched by the District. As of December 31, 2023 there were 5 participants in the PTS plan.

Upon separation of service, participants may roll the account balance over into another 457 plan. If not rolled over, balances are automatically paid-out to the participant. Taxes are paid when funds are withdrawn from the plan. Contributions actually made by plan members and the District for the three years ended December 31, 2023, are as follows:

	<u>2023</u>	<u>2022</u>	<u>2021</u>
Employees	\$206	\$206	\$229
District	\$206	\$206	\$229

Both the District and the covered employees each made the required 3.75% contributions to the plan. There are no liabilities for benefits beyond the District's matching payments.

Note 13. 457 Deferred Compensation Plan

The District offers its full-time employees an optional supplemental deferred compensation plan created in accordance with Internal Revenue Code Section 457. The plan is administered by OneAmerica and allows eligible participants the opportunity to accumulate additional retirement savings with certain tax advantages. Deposits into the 457 plan are not subject to state or federal income taxes at the time of deposit, and earnings on these deposits are deferred until withdrawn. As of December 31, 2023 there were 76 participants in the 457 plan.

REQUIRED SUPPLEMENTARY INFORMATION

EAGLE RIVER FIRE PROTECTION DISTRICT

NOTES TO REQUIRED SUPPLEMENTAL INFORMATION DECEMBER 31, 2023

Note 1. Budgetary Information

An annual budget is legally adopted on a basis consistent with generally accepted accounting principles for all funds. Appropriations lapse at fiscal year-end. The budget is prepared by fund, program, activity, and object. Expenditures may not legally exceed budgeted appropriations at the fund level.

The Board of Directors holds public hearings and may change appropriations except for expenditures required by law for debt service or for estimated cash deficits. No change to the budget may increase the authorized expenditures to any amount greater than the total amount of funds available. The Board must adopt the budget by resolution prior to December 15th. Once adopted, the Board can modify the budget by line item within a fund's total appropriation without notification. Upon meeting notification and publication requirements, supplemental amendments increasing appropriations may be passed by resolution of the Board of Directors.

EAGLE RIVER FIRE PROTECTION DISTRICT

REQUIRED SUPPLEMENTAL INFORMATION

GENERAL FUND

SCHEDULE OF REVENUES, EXPENDITURES, AND CHANGES IN FUND BALANCES

(BUDGETARY BASIS) - BUDGET AND ACTUAL

FOR THE YEAR ENDED DECEMBER 31, 2023

WITH COMPARATIVE AMOUNTS FOR 2022

	2023		Actual Amounts	Variance with Final Budget - Positive (Negative)	2022
	Budgeted Amounts				Actual
	Original	Final			Amounts
Revenues					
Taxes	\$ 11,413,846	\$ 11,409,696	\$ 11,448,925	\$ 39,229	\$ 10,427,091
Licenses and Permits	52,739	115,000	150,148	35,148	155,888
Intergovernmental	15,400	1,247,082	1,067,502	(179,580)	534,783
Charges for Services	2,337,394	4,372,492	4,759,835	387,343	1,923,303
Investment Earnings	28,259	270,000	389,451	119,451	143,386
Miscellaneous	10,000	13,400	23,576	10,176	9,090
Total Revenues	13,857,638	17,427,670	17,839,437	411,767	13,193,541
Expenditures					
Current:					
Support Services	2,496,567	2,626,657	2,540,937	85,720	2,105,340
Operations	10,794,642	10,192,002	9,790,934	401,068	9,450,979
Special Operations	810,561	4,060,267	4,115,870	(55,603)	658,491
Health, Wellness and Safety	128,466	62,931	32,817	30,114	63,299
Fire Prevention	-	-	-	-	186,157
Community Risk Management	-	-	-	-	96,068
Community Risk Reduction	364,673	309,520	311,072	(1,552)	-
Capital Outlay	-	88,425	78,524	9,901	82,759
Debt Service:					
Principal & Interest	108,939	108,939	108,939	-	108,939
Total Expenditures	14,703,848	17,448,741	16,979,093	469,648	12,752,032
Excess (Deficiency) of Revenues Over (Under) Expenditures	(846,210)	(21,071)	860,344	881,415	441,509
Other Financing Sources (Uses)					
Transfer (out)	-	-	-	-	(1,000,000)
Total Other Financing Sources (Uses)	-	-	-	-	(1,000,000)
Net Change in Fund Balances	(846,210)	(21,071)	860,344	881,415	(558,491)
Fund Balances, Beginning of Year	5,565,926	6,112,993	6,112,993	-	6,671,484
Fund Balances, End of Year	\$ 4,719,716	\$ 6,091,922	\$ 6,973,337	\$ 881,415	\$ 6,112,993

OTHER SUPPLEMENTAL INFORMATION

EAGLE RIVER FIRE PROTECTION DISTRICT

DEBT SERVICE FUND

SCHEDULE OF REVENUES, EXPENDITURES, AND CHANGES IN FUND BALANCES

(BUDGETARY BASIS) - BUDGET AND ACTUAL

FOR THE YEAR ENDED DECEMBER 31, 2023

WITH COMPARATIVE AMOUNTS FOR 2022

	2023			Variance with Final Budget - Positive (Negative)	2022 Actual
	Budgeted Amounts		Actual		
	Original	Final			
Revenues					
Taxes	\$ 1,351,541	\$ 1,352,941	\$ 1,374,807	\$ 21,866	\$ 1,370,220
Investment Earnings	3,700	24,000	35,632	11,632	12,319
Total Revenues	<u>1,355,241</u>	<u>1,376,941</u>	<u>1,410,439</u>	<u>33,498</u>	<u>1,382,539</u>
Expenditures					
Support Services	40,000	40,000	38,964	1,036	38,951
Debt Service:					
Principal	555,000	555,000	555,000	-	535,000
Interest	739,850	739,850	739,850	-	761,250
Fiscal Agent Fees	1,000	1,000	1,000	-	1,000
Total Expenditures	<u>1,335,850</u>	<u>1,335,850</u>	<u>1,334,814</u>	<u>1,036</u>	<u>1,336,201</u>
Net Change in Fund Balances	19,391	41,091	75,625	34,534	46,338
Fund Balances, Beginning of Year	<u>59,529</u>	<u>127,475</u>	<u>127,475</u>	<u>-</u>	<u>81,137</u>
Fund Balances, End of Year	<u>\$ 78,920</u>	<u>\$ 168,566</u>	<u>\$ 203,100</u>	<u>\$ 34,534</u>	<u>\$ 127,475</u>

EAGLE RIVER FIRE PROTECTION DISTRICT

CAPITAL IMPACT FEE FUND SCHEDULE OF REVENUES, EXPENDITURES, AND CHANGES IN FUND BALANCES (BUDGETARY BASIS) - BUDGET AND ACTUAL FOR THE YEAR ENDED DECEMBER 31, 2023 WITH COMPARATIVE AMOUNTS FOR 2022

	2023			Variance with Final Budget - Positive (Negative)	2022 Actual
	Budgeted Amounts		Actual		
	Original	Final			
Revenues					
Capital Impact Fees, net of collection fees of \$13,068 and \$27,160	\$ 423,000	\$ 423,000	\$ 201,049	\$ (221,951)	\$ 418,624
Investment Earnings	5,100	24,000	32,338	8,338	10,818
Total Revenues	428,100	447,000	233,387	(213,613)	429,442
Expenditures					
Vehicles and Apparatus	-	956,800	418,498	538,302	415,068
Total Expenditures	-	956,800	418,498	538,302	415,068
Net Change in Fund Balances	428,100	(509,800)	(185,111)	324,689	14,374
Fund Balances, Beginning of Year	625,390	682,296	682,296	-	667,922
Fund Balances, End of Year	\$ 1,053,490	\$ 172,496	\$ 497,185	\$ 324,689	\$ 682,296

EAGLE RIVER FIRE PROTECTION DISTRICT

**CAPITAL PROJECTS FUND
 SCHEDULE OF REVENUES, EXPENDITURES, AND CHANGES IN FUND BALANCES
 (BUDGETARY BASIS) - BUDGET AND ACTUAL
 FOR THE YEAR ENDED DECEMBER 31, 2023
 WITH COMPARATIVE AMOUNTS FOR 2022**

	2023			Variance with Final Budget - Positive (Negative)	2022 Actual
	Budgeted Amounts		Actual		
	Original	Final			
Revenues					
Intergovernmental	\$ -	\$ -	\$ -	\$ -	\$ 83,194
Investment Earnings	750	23,750	5,719	(18,031)	2,083
Total Revenues	750	23,750	5,719	(18,031)	85,277
Expenditures					
Capital Outlay	32,776	64,792	19,479	45,313	131,567
Total Expenditures	32,776	64,792	19,479	45,313	131,567
Net Change in Fund Balances	(32,026)	(41,042)	(13,760)	27,282	(46,290)
Fund Balances, Beginning of Year	-	41,042	41,042	-	87,332
Fund Balances, End of Year	(32,026)	-	27,282	27,282	\$ 41,042

EAGLE RIVER FIRE PROTECTION DISTRICT

EQUIPMENT REPLACEMENT FUND SCHEDULE OF REVENUES, EXPENDITURES, AND CHANGES IN FUND BALANCES (BUDGETARY BASIS) - BUDGET AND ACTUAL FOR THE YEAR ENDED DECEMBER 31, 2023 WITH COMPARATIVE AMOUNTS FOR 2022

	Budgeted Amounts		Actual Amounts	Variance with Final Budget - Positive (Negative)	Actual Amounts
	Original	Final			
Revenues:					
Investment Earnings	\$ 25,000	\$ 50,000	\$ 69,661	\$ 19,661	\$ 14,576
Total Revenues	25,000	50,000	69,661	19,661	14,576
Expenditures:					
Small Equipment	490,000	60,000	65,655	(5,655)	98,386
Total Expenditures	490,000	60,000	65,655	(5,655)	98,386
Excess (Deficiency) of Revenues Over (Under) Expenditures	(465,000)	(10,000)	4,006	14,006	(83,810)
Other Financing Sources (Uses)					
Sales of capital assets	-	-	4,000	-	-
Transfer In	-	-	-	-	1,000,000
Total Other Financing Sources (Uses)	-	-	4,000	(4,000)	1,000,000
Net Change in Fund Balances	(465,000)	(10,000)	8,006	14,006	916,190
Reconciliation from Budget to GAAP Basis:					
Capital Outlay			65,655		98,386
Depreciation			(78,847)		(75,227)
Total Adjustments			(13,192)		23,159
Change in Net Position (GAAP Basis)			\$ (5,186)		\$ 939,349
Fund Balances, Beginning of Year			1,880,288		940,939
Fund Balances, End of Year			\$ 1,875,102		\$ 1,880,288

STATISTICAL SECTION

STATISTICAL SECTION

This section of the District's Annual Comprehensive Financial Report ("ACFR") presents detailed information as a context for understanding what the information in the financial statements, note disclosures, and required supplementary information say about the District's overall financial health.

Financial Trends (Pages G1 – G4) – These schedules contain trend information to help readers understand how the District's financial performance and well-being have changed over time.

Revenue Capacity (Pages G5 – G10) – These schedules contain information to help readers understand and assess the factors affecting the District's ability to generate its own-source revenues, specifically property taxes.

Debt Capacity (Pages G11 – G13) – These schedules present information to help readers understand and assess the District's debt burden and ability to issue additional debt.

Demographic and Economic Information (Pages G12 – G15) – These schedules offer demographic and economic information to help readers understand the environment in which the District's financial activities take place and to provide information that facilitates comparisons of financial statement information over time and among other local governments.

Operating Information (Pages G16 – G18) – These schedules contain service and infrastructure information to help readers understand how the information in the District's financial report relates to the services the District provides and the activities it performs.

EAGLE RIVER FIRE PROTECTION DISTRICT

NET POSITION BY COMPONENT LAST TEN FISCAL YEARS

	Fiscal Year									
	2014	2015	Restated 2016	2017	2018	2019	2020	2021	2022	2023
Governmental Activities										
Net Investment in Capital Assets	\$ 4,168,600	\$ 3,354,315	\$ 3,245,913	\$ 2,835,864	\$ 3,678,075	\$ 2,617,859	\$ 3,055,845	\$ 2,651,455	\$ 2,751,754	\$ 2,698,200
Restricted:										
Emergencies	286,905	294,218	305,311	356,069	378,537	382,603	416,736	425,684	452,566	250,000
Debt Service	399,505	-	-	-	-	-	-	-	-	203,100
Capital Improvements	222,256	332,870	20,749,898	13,492,922	2,782,352	1,699,566	960,629	760,531	585,576	524,467
Unrestricted	3,526,232	3,736,391	(16,496,796)	(7,597,995)	2,987,174	4,940,068	5,170,608	6,447,413	7,042,940	7,848,067
Total Governmental Activities Net Position	<u>\$ 8,603,498</u>	<u>\$ 7,717,794</u>	<u>\$ 7,804,326</u>	<u>\$ 9,086,860</u>	<u>\$ 9,826,138</u>	<u>\$ 9,640,096</u>	<u>\$ 9,603,818</u>	<u>\$ 10,285,083</u>	<u>\$ 10,832,836</u>	<u>\$ 11,523,834</u>

Source: Eagle River Fire Protection District

EAGLE RIVER FIRE PROTECTION DISTRICT

CHANGES IN NET POSITION LAST TEN FISCAL YEARS

	Fiscal Year									
	2014	2015	2016	2017	2018	2019	2020	2021	2022	2023
Expenses										
Governmental Activities:										
Fire Protection - Operations	\$ 8,075,972	\$ 8,880,198	\$ 9,032,081	\$ 9,382,710	\$ 10,310,362	\$ 11,075,708	\$ 11,932,316	\$ 11,557,048	\$ 12,674,490	\$ 17,000,137
Depreciation	571,717	591,096	585,691	691,058	1,024,527	1,188,780	1,293,424	1,290,899	1,232,462	1,233,540
Bond Issuance Costs	-	-	223,966	5,052	5,051	5,051	-	-	-	-
Interest on Long-term Debt	307,597	161,463	400,400	658,718	703,526	689,890	674,767	660,528	650,671	637,963
Total Governmental Activity Expenses	8,955,286	9,632,757	10,242,138	10,737,538	12,043,466	12,959,429	13,900,507	13,508,475	14,557,623	18,871,640
Program Revenues										
Governmental Activities:										
Charges for Services	1,097,767	1,286,609	1,228,536	1,201,299	1,237,338	1,270,746	1,786,023	1,867,284	1,923,303	4,759,835
Total Governmental Activity Program Revenues	1,150,786	1,334,128	1,228,536	1,237,312	1,237,338	1,270,746	1,786,023	1,867,284	1,923,303	4,759,835
Total Governmental Activity Net Program Revenue (Expense) - Primary Government	(7,804,500)	(8,298,629)	(9,013,602)	(9,500,226)	(10,806,128)	(11,688,683)	(12,114,484)	(11,641,191)	(12,634,320)	(14,111,805)
General Revenues										
Governmental Activities:										
Property and Specific Ownership Taxes	8,210,770	8,409,806	8,535,709	10,172,267	10,455,232	10,916,494	11,154,326	11,576,608	11,797,311	12,823,732
Intergovernmental	250,456	203,671	346,389	308,993	643,751	222,905	916,929	672,934	1,036,601	1,268,550
Unrestricted Investment Earnings	6,214	9,520	114,145	268,378	323,922	230,172	60,409	18,121	183,183	532,797
Miscellaneous	18,956	17,662	88,147	33,122	122,501	133,070	31,522	54,793	164,978	165,224
Refunding Escrow	-	(817,601)	-	-	-	-	-	-	-	-
Gain (Loss) on Disposal of Capital Assets	-	(410,133)	15,744	-	-	-	-	-	-	12,500
Total Governmental Activity General Revenues	8,486,396	7,412,925	9,100,134	10,782,760	11,545,406	11,502,641	12,163,186	12,322,456	13,182,073	14,802,803
Change in Net Position - Primary Government	\$ 681,896	\$ (885,704)	\$ 86,532	\$ 1,282,534	\$ 739,278	\$ (186,042)	\$ 48,702	\$ 681,265	\$ 547,753	\$ 690,998

Source: Eagle River Fire Protection District

EAGLE RIVER FIRE PROTECTION DISTRICT

CHANGES IN FUND BALANCES, GOVERNMENTAL FUNDS LAST TEN FISCAL YEARS

	Fiscal Year									
	2014	2015	2016	2017	2018	2019	2020	2021	2022	2023
Revenues										
Taxes	\$ 8,210,770	\$ 8,409,806	\$ 8,535,709	\$ 10,172,267	\$ 10,455,232	\$ 10,916,494	\$ 11,154,326	\$ 11,576,608	\$ 11,797,311	\$ 12,823,732
Licenses and Permits	53,019	47,519	59,957	36,013	75,359	61,078	57,699	50,691	155,888	150,148
Intergovernmental	250,456	156,152	213,103	164,219	493,431	222,905	859,230	672,934	1,036,601	1,268,551
Charges for Services	1,024,069	1,166,597	1,168,579	1,201,299	1,237,338	1,270,746	1,786,023	1,867,284	1,923,303	4,759,835
Investment Earnings	6,214	9,520	110,918	262,068	309,411	210,223	55,843	3,812	168,606	463,140
Miscellaneous	18,956	17,662	88,147	33,122	47,142	71,992	31,522	18,121	9,090	23,576
Total Revenues	9,563,484	9,807,256	10,176,413	11,868,988	12,617,913	12,753,438	13,944,643	14,189,450	15,090,799	19,488,982
Expenditures										
Current:										
Support Services	1,770,798	1,838,198	1,912,998	1,947,759	1,878,575	1,977,445	1,997,218	1,842,099	2,144,411	2,579,901
Operations	6,180,777	6,532,771	6,628,447	6,978,627	7,756,066	8,415,060	9,148,889	8,870,126	9,450,859	9,790,934
Special Operations	-	-	-	-	-	-	258,607	424,783	658,491	4,115,870
Health, Wellness and Safety	48,925	112,597	122,130	146,080	126,481	97,966	59,581	66,408	63,299	32,817
Fire Prevention	170,691	264,398	346,519	357,865	250,472	251,264	249,123	169,754	186,157	-
Community Risk Management	-	-	-	-	193,620	215,983	158,111	141,286	96,068	-
Community Risk Reduction	-	-	-	-	-	-	-	-	-	311,072
Capital Improvements	1,602,466	2,115,652	3,344,466	7,912,035	11,538,788	477,587	845,246	389,404	629,394	516,501
Debt Service:										
Principal	499,335	455,512	381,945	496,717	886,377	793,685	820,256	701,529	636,774	659,109
Interest and Fiscal Charges	301,060	195,659	49,624	1,142,247	860,061	841,675	815,904	794,194	769,415	745,680
Bond Issuance Costs	-	80,000	316,193	-	-	-	-	-	-	-
Total Expenditures	10,574,052	11,594,787	13,102,322	18,981,330	23,490,440	13,070,665	14,352,935	13,399,583	14,634,868	18,751,884
Excess (Deficiency) of Revenues Over (Under) Expenditures	(1,010,568)	(1,787,531)	(2,925,909)	(7,112,342)	(10,872,527)	(317,227)	(408,292)	789,867	455,931	737,098
Other Financing Sources (Uses)										
Transfers In	397,558	296,541	698,481	-	-	935,109	-	34,690	-	-
Transfers Out	(731,530)	(296,541)	(698,481)	-	-	(935,109)	-	(34,690)	(1,000,000)	-
Bond Issuance	-	2,432,989	25,228,135	-	-	-	-	-	-	-
Capital Financing Obligation	571,620	-	-	697,164	-	-	-	-	-	-
Payment to Refunding Escrow	-	(4,677,602)	(1,664,297)	-	-	-	-	-	-	-
Disposal of Capital Assets/Insurance Recovery	-	3,593,613	277,651	18,501	-	-	-	-	-	-
Total Other Financing Sources (Uses)	237,648	1,349,000	23,841,489	715,665	-	-	-	-	(1,000,000)	-
Net Change in Fund Balances	\$ (772,920)	\$ (438,531)	\$ 20,915,580	\$ (6,396,677)	\$ (10,872,527)	\$ (317,227)	\$ (408,292)	\$ 789,867	\$ (544,069)	\$ 737,098
Debt Service as a Percentage of Noncapital Expenditures	8.92%	6.87%	4.42%	14.81%	14.59%	12.99%	12.11%	11.48%	9.99%	7.71%

Source: Eagle River Fire Protection District

Note: In 2014 the District revised the organization of its budget and accounting system to a program/activity-based structure.

EAGLE RIVER FIRE PROTECTION DISTRICT

FUND BALANCES, GOVERNMENTAL FUNDS LAST TEN FISCAL YEARS

	2014	2015	2016	2017	2018
General Fund					
Nonspendable	\$ 56,825	\$ 5,375	\$ 708	\$ -	\$ -
Restricted	286,905	294,218	305,311	668,823	378,537
Committed	-	-	-	-	-
Unassigned	3,270,192	3,164,689	3,656,815	4,431,414	4,205,442
Total General Fund	3,613,922	3,464,282	3,962,834	5,100,237	4,583,979
All Other Governmental Funds					
Nonspendable	-	-	-	-	-
Restricted	621,761	332,870	20,749,898	13,215,818	2,859,549
Total All Other Governmental Funds	\$ 621,761	\$ 332,870	\$ 20,749,898	\$ 13,215,818	\$ 2,859,549
	2019	2020	2021	2022	2023
General Fund					
Nonspendable	\$ -	\$ -	\$ -	\$ 238,070	\$ 51,116
Restricted	382,603	416,736	425,684	452,566	250,000
Committed	-	-	-	-	-
Unassigned	5,028,904	5,298,316	6,245,800	5,422,357	6,672,221
Total General Fund	5,411,507	5,715,052	6,671,484	6,112,993	6,973,337
All Other Governmental Funds					
Nonspendable	-	-	205,530	137,672	-
Restricted	1,714,794	1,002,956	836,391	713,141	727,567
Total All Other Governmental Funds	\$ 1,714,794	\$ 1,002,956	\$ 836,391	\$ 713,141	\$ 727,567

Source: Eagle River Fire Protection District

EAGLE RIVER FIRE PROTECTION DISTRICT

TAX REVENUES BY SOURCE, GOVERNMENTAL FUNDS LAST TEN FISCAL YEARS

Year	Property Taxes				Specific Ownership Tax	Total
	Current	Delinquent	Interest	Abatements		
2014	7,835,306	742	15,647	(39,626)	398,701	8,210,770
2015	7,981,854	586	15,792	(3,230)	414,804	8,403,933
2016	8,133,111	1,309	16,080	(7,649)	392,858	8,535,709
2017	9,658,300	758	17,664	(10,364)	505,909	10,172,267
2018	9,937,323	674	12,128	(12,944)	518,051	10,455,232
2019	10,335,230	38,011	13,519	(42,703)	572,437	10,916,494
2020	10,614,085	342	12,084	(12,698)	540,514	11,154,327
2021	10,951,164	5,053	14,182	(7,042)	613,251	11,576,608
2022	11,170,716	9	14,613	(7,017)	618,990	11,797,311
2023	12,100,923	1,143	15,288	(5,188)	711,566	12,823,732

Source: Eagle County Treasurer

EAGLE RIVER FIRE PROTECTION DISTRICT

CAPITAL IMPACT FEES COLLECTED LAST TEN FISCAL YEARS (1)

Year	Collection Entity				Collection Fees	Net Capital Impact Fees Received
	Eagle County	Town of Avon	Town of Minturn	Town of Red Cliff		
2014	96,426	28,242	-	1,671	(7,580)	118,759
2015	93,250	23,896	-	-	(7,028)	110,118
2016	101,477	13,870	1,671	16,710	(8,060)	125,668
2017	125,335	29,913	-	3,342	(9,515)	149,075
2018	232,961	49,463	1,671	-	(17,045)	267,050
2019	12,877	88,236	6,684	13,368	(8,693)	112,472
2020	73,129	27,072	-	-	(6,106)	94,095
2021	228,083	2,892	1,671	-	(14,275)	218,371
2022	220,230	218,717	6,837	-	(27,160)	418,624
2023	138,989	73,333	1,795	-	(13,068)	201,049

Source: Eagle River Fire Protection District Finance Office

Note:

(1) The resolution establishing Emergency Services Impact Fee Capital Impact Fund was adopted on September 20, 2007.

EAGLE RIVER FIRE PROTECTION DISTRICT

ASSESSED VALUE AND ESTIMATED ACTUAL VALUE OF TAXABLE PROPERTY LAST TEN FISCAL YEARS

Levy Year	Collection Year	Vacant Land	Residential Property	Commercial Property	Other Property	Total Gross Assessed Value
2013	2014	62,936,990	599,821,820	175,685,410	24,742,070	863,186,290
2014	2015	60,248,270	604,343,130	175,994,400	21,725,320	862,311,120
2015	2016	62,043,910	729,341,490	195,498,440	20,916,100	1,007,799,940
2016	2017	57,869,790	736,414,040	194,267,570	21,245,110	1,009,796,510
2017	2018	58,259,320	734,102,380	224,340,410	21,321,140	1,038,023,250
2018	2019	53,299,960	741,206,040	226,308,070	15,758,980	1,036,573,050
2019	2020	54,082,580	802,687,880	241,824,260	15,533,560	1,114,128,280
2020	2021	47,105,730	814,038,640	239,882,610	15,226,010	1,116,252,990
2021	2022	49,136,570	881,795,860	235,416,650	15,609,410	1,181,958,490
2022	2023	53,198,760	863,153,090	238,521,040	13,206,460	1,168,079,350

Levy Year	Collection Year	Less TIF District Increment (1)	Total Net Assessed Value	Direct Tax Rate	Actual Taxable Value	Value as a Percentage of Actual Value
2013	2014	12,105,380	851,080,910	9.238	8,363,651,680	10.18%
2014	2015	11,501,900	850,809,220	9.392	8,396,651,350	10.13%
2015	2016	16,476,380	991,323,560	8.205	10,122,751,780	9.79%
2016	2017	17,221,870	992,574,640	9.740	10,194,098,140	9.74%
2017	2018	21,857,430	1,016,165,820	9.828	11,172,459,750	9.10%
2018	2019	21,475,340	1,015,097,710	10.226	11,244,423,370	9.03%
2019	2020	24,201,100	1,089,927,180	9.766	12,300,332,670	8.86%
2020	2021	25,630,460	1,090,622,530	10.023	12,427,270,430	8.78%
2021	2022	29,383,740	1,152,574,750	9.703	13,367,829,720	8.62%
2022	2023	29,317,470	1,138,761,880	10.624	13,475,272,450	8.45%

Source: Eagle County Assessor's Office, Selected Authority Abstract

Notes: Property tax rates are stated in mills per \$1,000 of assessed valuation. Other property includes industrial, natural resources, state assessed, agricultural, and abatements and corrections. Exempt property not included.

(1) The Avon Urban Renewal Authority was established in August, 2007.

EAGLE RIVER FIRE PROTECTION DISTRICT

DIRECT AND OVERLAPPING PROPERTY TAX RATES LAST TEN FISCAL YEARS

Taxing Entity	2014	2015	2016	2017	2018	2019	2020	2021	2022	2023
Eagle River Fire Protection District	9.238	9.392	8.205	9.740	9.828	10.226	9.766	10.023	9.703	9.482
Cities and Towns										
Town of Avon	12.258	12.207	11.765	8.956	8.956	8.956	8.956	8.956	8.956	8.956
Town of Minturn	17.934	17.934	17.934	17.934	17.934	17.934	17.934	17.934	17.934	17.934
Town of Red Cliff	33.878	33.878	31.409	32.798	33.878	33.878	33.878	33.878	33.878	33.878
Counties										
Eagle County	8.499	8.499	8.499	8.499	8.499	8.499	8.499	8.499	8.499	8.499
Colleges and School Districts										
Colorado Mountain College	3.997	3.997	3.997	3.997	3.997	3.997	4.013	4.013	4.013	4.085
Eagle County School District RE-50J	20.826	21.517	20.331	25.209	24.912	25.115	24.240	24.069	26.649	24.532
Metropolitan Districts										
Arrowhead Metro.	17.000	17.000	18.500	18.500	18.500	18.500	17.000	17.000	18.926	18.926
Avon Metro.	0.000	0.000	0.000	0.000	0.000	0.000	0.000	0.000	0.000	0.000
Avon Station Metro.	58.000	58.000	58.000	63.000	65.585	65.596	65.572	65.780	109.590	111.930
Bachelor Gulch Metro.	19.000	19.000	17.000	15.000	13.000	13.000	12.000	12.000	9.000	3.000
Bellyache Ridge Metro.	22.500	22.500	14.068	22.500	18.500	18.500	18.500	18.500	18.500	18.500
Berry Creek Metro.	18.172	18.331	18.172	14.095	14.101	14.062	13.463	13.462	13.136	13.136
Confluence Metro.	0.000	0.000	0.000	0.000	0.000	0.000	0.000	0.000	23.000	23.000
Cordillera Metro.	25.480	25.740	21.574	20.797	21.919	24.733	13.552	13.552	11.242	11.242
Cordillera Metro. Consolidated	39.691	42.091	36.111	38.034	41.598	44.284	48.736	48.736	46.039	45.468
Cordillera Mtn Metro.	57.011	54.928	41.589	41.479	39.979	45.195	39.154	39.154	29.938	0.000
Cordillera Valley Club Metro.	25.000	26.440	25.000	25.000	25.000	25.000	23.500	23.500	21.000	21.000
Eagle-Vail Metro.	21.937	21.936	20.720	20.755	19.879	20.023	19.258	19.284	18.216	19.920
Edwards Metro.	1.691	1.691	1.691	1.691	1.691	1.691	1.691	1.691	1.691	1.691
Holland Creek Metro.	45.000	45.000	45.000	45.000	45.000	45.000	45.000	45.000	45.000	45.000
Lake Creek Metro.	10.458	10.458	9.000	9.000	10.458	10.458	10.458	10.458	10.458	10.458
Mountain Vista Metro.	25.000	25.000	25.000	25.000	26.155	26.153	26.354	9.250	9.250	9.250
Red Sky Ranch Metro.	69.000	69.000	64.000	64.000	64.000	59.000	59.000	59.000	59.000	41.517
Village Metro.	50.000	50.000	50.000	50.000	50.000	50.000	50.000	15.000	15.000	15.617
Other Special Districts										
Eagle Valley Library District	2.750	2.750	2.750	2.750	2.750	2.763	2.763	2.763	2.763	2.763
Eagle River Water and Sanitation District	0.946	0.954	0.852	0.849	0.816	0.815	0.766	1.209	0.759	0.765
Colorado River Water Conservancy District	0.242	0.253	0.243	0.253	0.254	0.256	0.235	0.502	0.501	0.501
Eagle County Health Services District	2.006	2.019	2.008	2.755	2.753	2.766	2.781	2.755	2.774	2.755
Avon General Improvement District No. 1	17.557	17.557	14.077	14.005	14.005	14.005	15.186	15.186	15.186	15.640
Minturn Cemetery District	0.450	0.450	0.450	0.450	0.450	0.450	0.450	0.450	0.450	0.450
W. Eagle County Health Services District	5.029	0.000	0.000	0.000	0.000	0.000	0.000	0.000	0.000	0.000
Mountain Recreation District	3.650	3.650	3.650	3.650	3.650	3.650	3.650	3.650	3.650	3.650

Source: Eagle County Assessor's Office, Abstract of Assessment

Notes: Property tax rates are stated in mills per \$1,000 of assessed valuation. Not all overlapping tax rates apply to all areas of the District.

EAGLE RIVER FIRE PROTECTION DISTRICT

PRINCIPAL PROPERTY TAX PAYERS CURRENT YEAR AND NINE YEARS AGO

Taxpayer	2022 Levy Year			2013 Levy Year		
	Taxable Assessed Value	Rank	Percentage of Total Assessed Value	Taxable Assessed Value	Rank	Percentage of Total Assessed Value
Bachelor Gulch Properties LLC	\$ 24,637,230	1	1.93%	\$ 4,535,600	6	0.53%
Vail Associates Inc.	15,630,880	3	1.23%	10,242,770	2	1.19%
Vail Corp.	13,013,020	2	1.02%	9,594,480	3	1.11%
CSB Properties Holdings LLC	11,486,470	4	0.90%			
WC APN Lodge LLC	10,901,460	5	0.86%			
Ritz-Carlton Dev Co Inc.	8,108,720	6	0.64%	4,486,490	7	0.52%
BFG Colorado LLC	7,392,230	7	0.58%			
Avon MOB LLC	7,161,290	8	0.56%			
Beaver Creek Vacation Ownership Plan	6,309,020	9	0.49%			
Avon Piedmont LLC	6,232,010	10				
Avon Wynfield LLC	5,662,920	11				
Traer Creek - WMT LLC	5,404,230	12	0.42%	6,008,470	4	0.70%
River front Village Hotel LLC	5,353,700	13	0.42%			
Vail/Arrowhead INC	4,729,680	14	0.37%	2,952,540	13	0.34%
Edwards Corner LLC	4,669,260	15				
Public Service Co. of Colorado				10,880,290	1	1.26%
Chapel Square Ventures LP				4,904,440	5	0.57%
Holy Cross Electric Assoc Inc.				4,339,150	8	0.50%
Traer Creek - HD LLC				4,236,620	9	0.49%
Wind Rose Properties LLC				3,643,950	10	0.42%
Points of Colorado Inc.				3,099,880	11	0.36%
Behringer Harvard Cordillera LLC				3,060,300	12	0.35%
Benchmark Investors LLC				2,785,050	14	0.32%
Qwest Corp				2,607,400	15	0.30%
Total Assessed Value of the Fifteen Largest Taxpayers	136,692,120		10.72%	77,377,430		8.96%
Total Gross Assessed Value of Other Taxpayers	1,138,081,660		89.28%	785,808,860		91.04%
Total Gross Assessed Value of All Taxpayers	<u>\$ 1,274,773,780</u>		<u>100.00%</u>	<u>\$ 863,186,290</u>		<u>100.00%</u>

Source: Eagle County Assessor's Office, Selected Authority Abstract

EAGLE RIVER FIRE PROTECTION DISTRICT

PROPERTY TAX LEVIES AND COLLECTIONS LAST TEN FISCAL YEARS

Levy Year	Collection Year	(1) Total Tax Levy	Current Tax Collections	Percent of Current Taxes Collected	(2) Delinquent Tax Collections	Total Tax Collections	Ratio of Total Tax Collections To Total Tax Levy
2013	2014	7,862,286	7,835,306	99.66%	742	7,836,048	99.67%
2014	2015	7,990,800	7,981,854	99.89%	586	7,982,440	99.90%
2015	2016	8,157,638	8,133,111	99.70%	1,309	8,134,420	99.72%
2016	2017	9,667,678	9,631,527	99.63%	758	9,632,285	99.63%
2017	2018	9,986,877	9,924,379	99.37%	674	9,925,053	99.38%
2018	2019	10,380,390	10,335,230	99.56%	38,011	10,373,241	99.93%
2019	2020	10,644,229	10,614,085	99.72%	342	10,614,427	99.72%
2020	2021	10,931,308	10,951,164	100.18%	5,053	10,956,217	100.23%
2021	2022	11,183,433	11,170,715	99.89%	9	11,170,724	99.89%
2022	2023	12,098,206	12,100,923	100.02%	1,143	12,102,066	100.03%

Source: Eagle River Fire Protection District

Notes:

- (1) Taxes are due and payable on January 1 based on the prior year's assessed valuation.
- (2) Information on outstanding delinquent taxes is not available.

EAGLE RIVER FIRE PROTECTION DISTRICT

RATIOS OF OUTSTANDING DEBT BY TYPE LAST TEN FISCAL YEARS

Fiscal Year	Governmental Activities				Total Primary Government	Percentage of Eagle Co. Personal Income
	General Obligation Bonds (1)	Certificates of Participation	Capital Financing Obligation	Note Payable		
2014	-	3,860,000	1,782,640	-	5,642,640	0.17%
2015	-	1,635,000	1,478,927	646,190	3,760,117	0.10%
2016	25,228,135	-	1,168,781	-	26,396,916	0.71%
2017	24,849,487	-	1,549,228	-	26,398,715	0.65%
2018	24,231,292	-	1,132,850	-	25,364,142	0.56%
2019	23,605,554	-	819,165	-	24,424,719	0.52%
2020	22,971,478	-	498,909	-	23,470,387	N/A
2021	22,328,992	-	312,380	-	22,641,372	N/A
2022	21,677,890	-	210,605	-	21,888,495	N/A
2023	21,017,924	-	106,496	-	21,124,420	N/A

Source: Eagle River Fire Protection District, Bureau of Economic Analysis

(1) Presented net of original issuance discounts and premiums

Notes: N/A = Data not available

EAGLE RIVER FIRE PROTECTION DISTRICT

RATIO OF GENERAL BONDED DEBT OUTSTANDING AND LEGAL DEBT MARGIN LAST TEN FISCAL YEARS

	Fiscal year									
	2014	2015	2016	2017	2018	2019	2020	2021	2022	2023
General Bonded Debt Outstanding General Obligation Bonds (1)	\$ -	\$ -	\$ 25,228,135	\$ 24,849,487	\$ 24,231,292	\$ 23,605,554	\$ 22,971,478	\$ 22,328,992	\$ 21,677,890	\$ 21,017,924
Actual Taxable Property Value	8,363,651,680	8,396,651,350	10,122,751,780	10,194,098,140	11,172,459,750	11,244,423,370	12,300,332,670	12,427,270,430	13,367,829,720	13,969,811,990
Total Gross Assessed Value	863,186,290	862,311,120	1,007,799,940	1,009,796,510	1,038,023,250	1,036,573,050	1,114,128,280	1,116,252,990	1,181,958,490	1,274,773,780
Percentage of General Bonded Debt Outstanding to Actual Taxable Property Value	0.00%	0.00%	0.25%	0.24%	0.22%	0.21%	0.19%	0.18%	0.16%	0.15%
Debt Limit - 50% of Total Assessed Value	\$ 431,593,145	\$ 431,155,560	\$ 503,899,970	\$ 504,898,255	\$ 519,011,625	\$ 518,286,525	\$ 557,064,140	\$ 558,126,495	\$ 590,979,245	\$ 637,386,890
Total Debt Applicable to Limit	-	-	25,228,135	24,849,487	24,231,292	23,605,554	22,971,478	22,328,992	21,677,890	21,017,924
Legal Debt Margin	<u>\$ 431,593,145</u>	<u>\$ 431,155,560</u>	<u>\$ 478,671,835</u>	<u>\$ 480,048,768</u>	<u>\$ 494,780,333</u>	<u>\$ 494,680,971</u>	<u>\$ 534,092,662</u>	<u>\$ 535,797,503</u>	<u>\$ 569,301,355</u>	<u>\$ 616,368,966</u>
Percentage of Total Debt Applicable to the Limit as a Percentage of Debt Limit	0.00%	0.00%	5.27%	5.18%	4.90%	4.77%	4.30%	4.17%	3.81%	3.41%

Source: Eagle County Assessor's Office, Selected Authority Abstract
(1) Presented net of original issuance discounts and premiums

EAGLE RIVER FIRE PROTECTION DISTRICT

DIRECT AND OVERLAPPING GOVERNMENTAL ACTIVITIES DEBT DECEMBER 31, 2023

	Total General Obligation Debt Outstanding	Estimated Percentage Applicable to District ^a	Estimated Amount Applicable to District
Direct Debt: (1)			
Eagle River Fire Protection District	\$ 21,124,420	100.00%	\$ 21,124,420
Total Direct Debt	<u>21,124,420</u>		<u>21,124,420</u>
Overlapping Debt:			
Arrowhead Metropolitan District	7,720,000	100.00%	7,720,000
Bachelor Gulch Metropolitan District	-	100.00%	-
Berry Creek Metropolitan District	1,280,000	100.00%	1,280,000
Confluence Metropolitan District	21,350,000	100.00%	21,350,000
Cordillera Metropolitan District	-	100.00%	-
Cordillera Mountain Metropolitan District	-	100.00%	-
Cordillera Valley Club Metropolitan District	1,252,527	100.00%	1,252,527
Eagle County School District RE-50J	17,321,000	38.40%	6,651,264
Eagle River Water and Sanitation District (Wastewater)	30,132,300	42.35%	12,761,029
Eagle-Vail Metropolitan District	4,020,000	100.00%	4,020,000
Red Sky Ranch Metropolitan District	8,485,000	100.00%	8,485,000
The Village Metropolitan District	<u>43,845,000</u>	100.00%	<u>43,845,000</u>
Total Overlapping Debt	<u>135,405,827</u>		<u>107,364,820</u>
Total Direct and Overlapping Debt	<u>\$ 156,530,247</u>		<u>\$ 128,489,240</u>

Source: Information obtained from individual entities, Eagle County Finance Department

Note: Overlapping governments are those that coincide, at least in part, with the geographic boundaries of the District. This schedule estimates the portion of the outstanding debt of those overlapping governments that is borne by the residents and businesses of the District. This process recognizes that, when considering the District's ability to issue and repay long-term debt, the entire debt burden borne by the residents and business should be taken into account. However, this does not imply that every taxpayer is a resident, and therefore responsible for repaying the debt, of each overlapping government.

(1) Certificates of Participation and Capital Financing Obligations are considered direct debt of the District, but are not General Obligation debt and do not require voter approval.

EAGLE RIVER FIRE PROTECTION DISTRICT

DEMOGRAPHIC AND ECONOMIC STATISTICS LAST TEN FISCAL YEARS

Year	Town of Avon Population	Eagle County Population	Eagle County Per Capita Personal Income	Eagle County Median Age	Eagle County RE-50J School Enrollment	Denver / Aurora / Lakewood Consumer Price Index	Eagle County Unemployment Rate
2013	6,434	52,460	50,416	36.00	6,524	230.8	5.40%
2014	6,478	52,920	57,927	37.10	6,713	237.2	4.20%
2015	6,536	53,580	61,522	36.50	6,804	240.0	3.10%
2016	6,570	53,928	64,581	36.70	6,901	246.6	2.80%
2017	6,587	54,662	70,384	37.00	6,980	255.0	2.30%
2018	6,518	54,863	78,152	37.40	6,882	261.9	2.60%
2019	6,365	55,127	84,765	36.50	6,841	267.0	2.20%
2020	6,515	55,624	87,872	36.80	6,693	272.2	9.50%
2021	6,144	55,785	103,440	37.80	6,712	281.8	3.40%
2022	5,978	55,291	113,643	38.30	6,623	304.4	2.00%

Notes: N/A = Information not available. Population information was compiled by the demographic section of the Colorado Division of Local Government and the U.S. Census Bureau. CPI and unemployment information was obtained from the U.S. Bureau of Labor Statistics. School district enrollment was obtained from the Eagle County School District administration office based on October Enrollment. Per Capita Personal Income obtained from Bureau of Economic Analysis, Regional Economic Accounts.

EAGLE RIVER FIRE PROTECTION DISTRICT

PRINCIPAL EMPLOYERS

CURRENT YEAR AND NINE YEARS AGO

Employer	2022		2013	
	Employees	Rank	Employees	Rank
Vail Resorts, Inc.	>1,500	1	3,200	1
Eagle County School District RE50J	500 - 1,000	2	900	2
Vail Valley Medical Center (Avon and Edwards)	500 - 1,000	3	139	9
Eagle County Government	400 - 500	4		
Vail Cascade	400 - 500	5		
The Ritz-Carlton Hotel CO LLC	300 - 400	6	350	3
Sonnenalp Restaurant	400 - 500	6		
Wal-Mart	300 - 400	8	251	6
Town of Vail	200 - 300	9		
Vail Marriott	200 - 300	10		
Hyatt Corporation			300	4
Westin Riverfront Resort & Spa			266	5
Gallegos Masonry Inc.			245	7
Maya			140	8
The Charter at Beaver Creek			130	10

Sources: Vail Valley Economic Development

Notes:

(1) Due to the seasonal nature of the majority of the businesses in the District, these employers have provided estimated employee figures based on the ski season.

(2) Total employment information on the District is not available.

EAGLE RIVER FIRE PROTECTION DISTRICT

FULL-TIME EQUIVALENT EMPLOYEES BY FUNCTION/PROGRAM LAST TEN FISCAL YEARS

Function / Program	Full-time Equivalent Employees as of December 31					Full-time Equivalent Employees as of December 31				
	2014	2015	2016	2017	2018	2019	2020	2021	2022	2023
Support Services	4.00	4.00	4.00	4.00	4.00	5.00	4.00	4.00	4.00	4.00
Operations	59.00	60.00	59.00	60.00	59.00	64.00	62.00	59.00	62.00	58.00
Special Operations	-	-	-	-	-	-	2.00	3.00	4.00	8.00
Resident Intern Firefighter	-	-	-	-	-	-	-	-	-	-
Fire Prevention and Community										
Risk Management	2.00	3.00	3.00	4.00	4.00	4.00	2.00	2.00	1.00	2.00
Training	1.00	1.00	1.00	-	1.00	1.00	-	-	-	-
Total FTE	66.00	68.00	67.00	68.00	68.00	74.00	70.00	68.00	71.00	72.00

Source: Eagle River Fire Protection District

Note: Full-time equivalent employees include ERFPD staffing for the Beaver Creek Metropolitan District service area.

EAGLE RIVER FIRE PROTECTION DISTRICT

OPERATING INDICATORS BY FUNCTION/PROGRAM LAST TEN FISCAL YEARS

	Fiscal Year					Fiscal Year				
	2014	2015	2016	2017	2018	2019	2020	2021	2022	2023
Field Operations										
- Non-fire Calls	1,465	1,361	1,571	1,484	1,496	1,481	1,697	1,601	1,825	1,842
- Fire Calls	66	64	62	52	80	90	60	57	83	75
- Emergency Medical Calls	826	894	928	904	845	951	761	1,011	1,177	1,213
Support Services										
- Square Footage of Buildings Maintained	37,198	43,172	43,172	34,325	55,491	55,491	55,491	55,491	55,491	55,491
Fire Prevention Services										
- Fire Investigations	14	17	11	9	11	9	3	11	3	2
- Plan Reviews	160	90	151	140	144	188	140	90	140	205
- Burn/Firework Permits	11	13	10	11	23	32	11	16	8	8
- Company Inspections	38	56	108	102	137	88	44	135	125	81
- Public Education	58	53	39	83	56	46	18	23	14	8
- Home Ignition Zone Assessments	-	-	-	20	33	15	17	101	39	54
- Curbside Assessments	-	-	-	508	513	479	83	72	15	427
- HOA/Town Council Meetings	-	-	-	13	21	12	5	19	39	46
- Market/Event Both Attendance	-	-	-	2	3	3	-	2	3	4
- Community Assessment (CWPP)	-	-	-	1	5	-	-	4	1	2
Training Hours by Rank										
- Firefighter Training Hours	4,188	3,767	4,709	2,856	2,908	4,104	5,260	4,018	4,824	3,086
- Engineer Training Hours	2,758	2,537	2,944	2,095	2,405	2,619	835	1,669	666	1,498
- Officer Training Hours	3,062	2,267	2,769	2,210	2,205	4,986	217	1,880	185	2,182

Source: Eagle River Fire Protection District

Note: Training hours include ERFPD employees for the Beaver Creek Metropolitan District Service area. Eagle River Fire Protection District and the Greater Eagle Fire Protection District have entered into a partnership and created Eagle Valley Wildland for the purposes of sharing resources to provide improved Wildland mitigation, training, and response throughout the two Districts. As a result, we share expertise and resources in completing assignments throughout each District.

EAGLE RIVER FIRE PROTECTION DISTRICT

CAPITAL ASSET STATISTICS BY FUNCTION / PROGRAM LAST TEN FISCAL YEARS

	Fiscal Year					Fiscal Year				
	2014	2015	2016	2017	2018	2019	2020	2021	2022	2023
Field Operations										
- Fire Stations	7	6	6	5	6	6	6	5	5	5
- Chief Vehicles	3	3	3	2	1	1	1	2	2	1
- Pumpers	8	7	7	7	8	7	7	6	6	6
- Tender	1	1	1	1	1	1	1	1	1	1
- Brush / Wildfire Trucks	4	3	3	3	3	3	3	4	5	4
- Rescue	1	1	1	0	1	1	1	1	1	1
- Ladder Trucks	1	1	1	1	1	1	1	1	1	1
Support Services										
- Administrative Offices	1	1	1	0	0	0	0	0	0	0
- Chief Vehicles	2	2	2	2	2	2	2	2	2	2
- Station Vehicles	7	6	7	7	6	6	7	7	8	6
Fire Prevention Services										
- Vehicles	2	3	3	4	4	4	2	2	2	2
- Public Education Display	1	1	1	1	1	1	1	1	1	1
Training										
- Training Building	0	0	0	0	1	1	1	1	1	1
- Vehicles	1	1	1	0	1	1	2	2	1	2
- Academy Staff Vehicle	0	0	0	0	0	0	0	0	0	0
- Training Trailer	0	0	0	1	1	1	1	1	1	1
Special operations										
- Rescue Trailer	1	1	1	1	1	1	1	1	2	1
- Eagle Valley Wildland	0	0	0	0	0	0	0	0	0	8

Source: Eagle River Fire Protection District

Notes:

- (1) Four fire stations are staffed 24/7 year round. One fire station is used for employee housing.
- (2) Beaver Creek Metropolitan District fire station and vehicles are not included.